


INSPIRATION GUIDE...

pictavo™

2021-2022



CONTENTS

ART COLLECTIONS	2-97
Journey NEW!	2-7
Super Stars NEW!	8-13
Stargaze NEW!	14-19
Seaside	20-25
Showtime	26-31
Whimsy	32-37
Scribbles	38-43
Scrapbook	44-49
Abstract	50-55
Comic Book	56-61
Chalkboard	62-67
Modern Icon	68-73
Kraft Paper	74-79
Arcade	80-85
Homeroom	86-91
Watercolor	92-97
 HIGH SCHOOL COLLECTION PREVIEWS	98-99
COMPLEMENTARY ART (Page backgrounds & accents)	100-105
INSPIRING EXAMPLES	106-107
CURRENT EVENTS	108

Limited design experience should not keep you from ending up with a great yearbook. We want building a yearbook in Pictavo to be as easy as possible for you. Our art libraries make choosing a theme and sticking to it simple. We've created art collections chock-full of enough coordinating art to fill a yearbook in an easy and fun way!




JOURNEY

YOUR BOOK COULD LOOK LIKE THIS



STOCK COVER DESIGNS

Let our design team do the work for you! Choose one of the pre-designed JOURNEY Stock Covers in Pictavo and just add your school name and year dates!



CUSTOM COVER DESIGNS

Feeling creative? Place your own background image or use a custom cover background. Add any other text, images or Snippets and you've created a custom cover without ever having to leave Pictavo!

This Custom Cover was created using:
Cover Background: N4C10962


**Custom covers may incur an additional cost.
Contact your yearbook provider for details.*

GET THE LOOK



Use the JOURNEY starter page template (N4T0000) to save the collection's colors to your Saved Colors library. Set text defaults using collection fonts for a cohesive and consistent look.

JOURNEY Colors:



JOURNEY Fonts:

Boogaloo
Comfortaa
Helvetica Neu Regular



TEMPLATE# N4T10889

COORDINATED ART FROM START TO FINISH

School life is an adventure—capture the memories with playful artwork and bold colors in the JOURNEY collection.



TEMPLATE# N4T10891



TEMPLATE# N4T10893



TEMPLATE# N4T10888



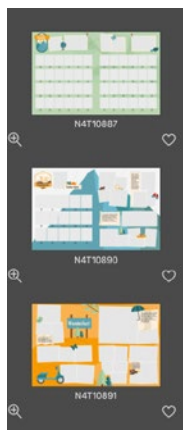
TEMPLATE# N4T10895

JOURNEY

USING JOURNEY TEMPLATES



FROM ART, SELECT TEMPLATES,
LIBRARY, JOURNEY



Use the templates as-is or as a starting point for your perfect layout. Select a template—drag it directly from the Library and drop it onto your page. Once a template is on the page, drag images into photo boxes and customize text.


GET CREATIVE



SNIPPET# N4S10953



SNIPPET# N4S10901



Pictavo Art Collections were created with you in mind! Love this look? Search JOURNEY to find templates and Snippets designed to make laying out and customizing coordinating pages effortless.

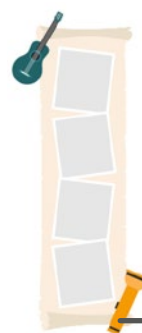
USING JOURNEY SNIPPETS



TEMPLATE# N4T10890



SNIPPET# N4S10907



SNIPPET# N4S10951




FROM ART, SELECT SNIPPETS,
LIBRARY, JOURNEY



TEMPLATE# N4T10892




SNIPPET# N4S10926



TEMPLATE# N4T10886



SNIPPET# N4S10929

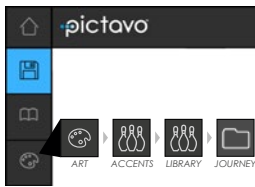


SNIPPET# N4S10943

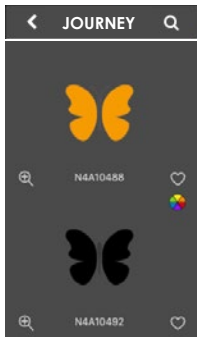


JOURNEY

USING JOURNEY ACCENTS

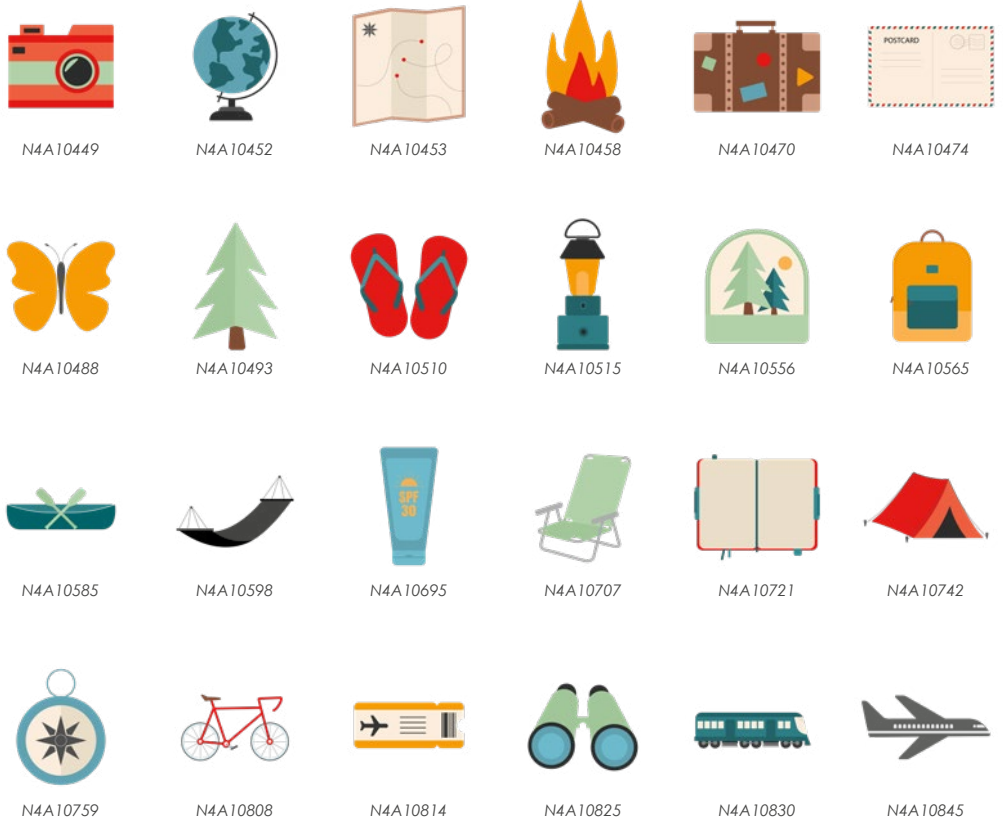


FROM ART, SELECT ACCENTS,
LIBRARY, JOURNEY



INDICATES COLORABLE ART

To use colorable art,
place the art on your
page, select the wand in
the effects palette and
choose a color.



To use accents, select, drag and drop onto your page. You can add Accents to any page, even a spread you've already placed a template on.

WANT MORE VARIETY?

Search the MODERN ICON collection in Accents for additional finishing touches to your layout.



This is just the beginning! What you see on these pages is only a fraction of what Pictavo has in store for you.
 Search JOURNEY in the Pictavo art palette to see all of the artwork available.
 Looking for the entire K8 Art Catalog? Search CATALOG in Pictavo Help (?) for a link to download the PDF.

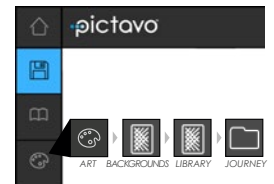
USING JOURNEY BACKGROUNDS



N4B10846




N4B10848



FROM ART, SELECT BACKGROUNDS,
LIBRARY, JOURNEY



N4B10853




N4B10856



N4B10862



N4B10865



N4B10870



N4B10875

Search the MODERN ICON collection for additional backgrounds to complement this collection.



J1B2326



J1B2340



J1B2330

SUPER STARS

YOUR BOOK COULD LOOK LIKE THIS



STOCK COVER DESIGNS

Let our design team do the work for you! Choose one of the pre-designed SUPER STARS Stock Covers in Pictavo and just add your school name and year dates!



CUSTOM COVER DESIGNS

Feeling creative? Place your own background image or use a custom cover background. Add any other text, images or Snippets and you've created a custom cover without ever having to leave Pictavo!


This Custom Cover was created using:

Cover Background: N7C11174

Accent: N7A11011, N7A11058

*Custom covers may incur an additional cost.
Contact your yearbook provider for details.

GET THE LOOK



Use the SUPER STARS starter page template (N7T0000) to save the collection's colors to your Saved Colors library. Set text defaults using collection fonts for a cohesive and consistent look.

SUPER STARS Colors:



SUPER STARS Fonts:

Fredoka One
Wiesbaden



TEMPLATE# N7T11190

COORDINATED ART FROM START TO FINISH

All kids are SUPER STARS! This collection features hand-drawn accents, along with bright and colorful layouts, sure to bring your yearbook to life.



TEMPLATE# N7T11193



TEMPLATE# N7T11188



TEMPLATE# N7T11192



TEMPLATE# N7T11194

USING SUPER STARS TEMPLATES



FROM ART, SELECT TEMPLATES,
LIBRARY, SUPER STARS




Use the templates as-is or as a starting point for your perfect layout. Select a template—drag it directly from the Library and drop it onto your page. Once a template is on the page, drag images into photo boxes and customize text.

GET CREATIVE



SNIPPET# N7S11220



SNIPPET# N7S11237



Pictavo Art Collections were created with you in mind! Love this look? Search SUPER STARS to find templates and Snippets designed to make laying out and customizing coordinating pages effortless.

USING SUPER STARS SNIPPETS



TEMPLATE# N7T11187



FROM ART, SELECT SNIPPETS,
LIBRARY, SUPER STARS



SNIPPET# N7S11233



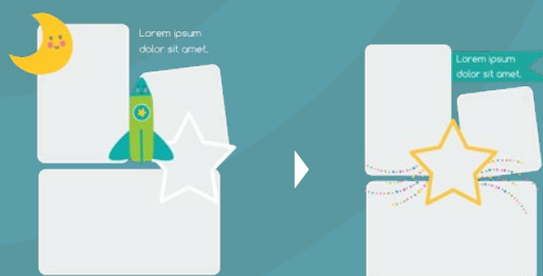
TEMPLATE# N7T11189



SNIPPET# N7S11226



TEMPLATE# N7T11184



SNIPPET# N7S11217

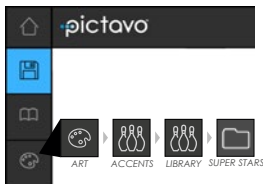


SNIPPET# N7S11244

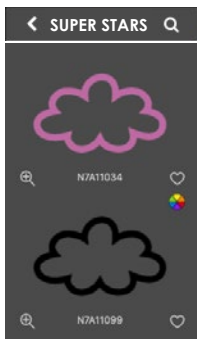


SUPER STARS

USING SUPER STARS ACCENTS



FROM ART, SELECT ACCENTS,
LIBRARY, SUPER STARS



INDICATES COLORABLE ART

To use colorable art, place the art on your page, select the wand in the effects palette and choose a color.



To use accents, select, drag and drop onto your page. You can add Accents to any page, even a spread you've already placed a template on.

WANT MORE VARIETY?

Search the HAND DRAWN OR HOMEROOM collection in Accents for additional finishing touches to your layout.



This is just the beginning! What you see on these pages is only a fraction of what Pictavo has in store for you.
Search SUPER STARS in the Pictavo art palette to see all of the artwork available.
Looking for the entire K8 Art Catalog? Search CATALOG in Pictavo Help (?) for a link to download the PDF.

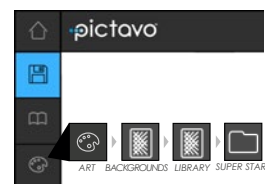
USING SUPER STARS BACKGROUNDS



N7B11135



N7B11142



FROM ART, SELECT BACKGROUNDS,
LIBRARY, SUPER STARS



N7B11149



N7B11152




N7B11155



N7B11162



N7B11166



N7B11167

Search the HOMEROOM collection for additional backgrounds to complement this collection.



F7B6647



F7B6641



F7B6654

STARGAZE

YOUR BOOK COULD LOOK LIKE THIS



STOCK COVER DESIGNS

Let our design team do the work for you! Choose one of the pre-designed STARGAZE Stock Covers in Pictavo and just add your school name and year dates!



CUSTOM COVER DESIGNS

Feeling creative? Place your own background image or use a custom cover background. Add any other text, images or Snippets and you've created a custom cover without ever having to leave Pictavo!

This Custom Cover was created using:

Cover Background: G2C11940

Accent: G2A11650, G2A11574, G2A11593, G2A11566, G2A11668

**Custom covers may incur an additional cost. Contact your yearbook provider for details.*

GET THE LOOK



Use the STARGAZE starter page template (G2T0000) to save the collection's colors to your Saved Colors library. Set text defaults using collection fonts for a cohesive and consistent look.

STARGAZE Colors:



STARGAZE Fonts:

ARCHIVO BLACK
Roboto



TEMPLATE# G2T11959

COORDINATED ART FROM START TO FINISH

Shoot for the stars! The STARGAZE collection is full of glowing constellations and cosmic layouts that will bring your yearbook to life!



TEMPLATE# G2T11962



TEMPLATE# G2T11954



TEMPLATE# G2T11950




TEMPLATE# G2T11958

USING STARGAZE TEMPLATES



FROM ART, SELECT TEMPLATES,
LIBRARY, STARGAZE

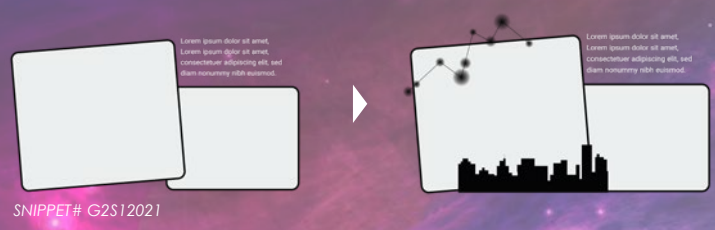


Use the templates as-is or as a starting point for your perfect layout. Select a template—drag it directly from the Library and drop it onto your page. Once a template is on the page, drag images into photo boxes and customize text.

GET CREATIVE




SNIPPET# G2S12027




SNIPPET# G2S12021

Pictavo Art Collections were created with you in mind! Love this look? Search STARGAZE to find templates and Snippets designed to make laying out and customizing coordinating pages effortless.



USING STARGAZE SNIPPETS




TEMPLATE# G2T11953



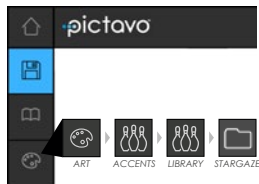
TEMPLATE# G2T11955



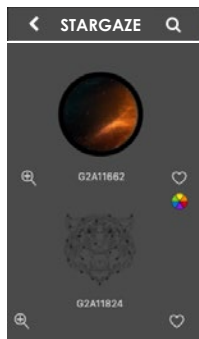
TEMPLATE# G2T11949



USING STARGAZE ACCENTS




FROM ART, SELECT ACCENTS,
LIBRARY, STARGAZE



INDICATES COLORABLE ART

To use colorable art,
place the art on your
page, select the wand in
the effects palette and
choose a color.



To use accents, select, drag and drop onto your page. You can add Accents to any page, even a spread you've already placed a template on.

WANT MORE VARIETY?

SEARCH THE SKETCHED COLLECTION IN ACCENTS FOR ADDITIONAL FINISHING TOUCHES TO YOUR LAYOUT.



This is just the beginning! What you see on these pages is only a fraction of what Pictavo has in store for you.
Search STARGAZE in the Pictavo art palette to see all of the artwork available.
Looking for the entire K8 Art Catalog? Search CATALOG in Pictavo Help (?) for a link to download the PDF.

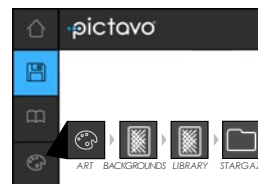
USING STARGAZE BACKGROUNDS



G2B11866




G2B11882




FROM ART, SELECT BACKGROUNDS,
LIBRARY, STARGAZE




G2B11897




G2B11905



G2B11913



G2B11918




G2B11922




G2B11924

SEARCH THE VARIETY - IMAGERY COLLECTION FOR ADDITIONAL BACKGROUNDS TO COMPLEMENT THIS COLLECTION.



M7B1617



M7B1618



M7B1622


SEASIDE

YOUR BOOK COULD LOOK LIKE THIS



STOCK COVER DESIGNS

Let our design team do the work for you! Choose one of the pre-designed SEASIDE Stock Covers in Pictavo and just add your school name and year dates!



CUSTOM COVER DESIGNS

Feeling creative? Place your own background image or use a custom cover background. Add any other text, images or Snippets and you've created a custom cover without ever having to leave Pictavo!

This Custom Cover was created using:

Cover Background: H5C8948

Accent: H5A8607, H5A8609, H5A8617, H5A8619, H5A8628, H5A8638, H5A8645, H5A8649, H5A8653, H5A8656, H5A8657, H5A8664, H5A8689, H5A8701, H5A8736, H5A8746, H5A8778

**Custom covers may incur an additional cost. Contact your yearbook provider for details.*

GET THE LOOK



Use the SEASIDE starter page template (H5T0001) to save the collection's colors to your Saved Colors library. Set text defaults using collection fonts for a cohesive and consistent look.

SEASIDE Colors:



SEASIDE Fonts:

Lobster Two
Comfortaa
Unkempt



TEMPLATE# H5T8849

COORDINATED ART FROM START TO FINISH

Life under the sea is mysterious and magical. The SEASIDE collection is full of playful, hand-drawn accents and serene layouts that will bring your yearbook to life!



TEMPLATE# H5T8854



TEMPLATE# H5T8848



TEMPLATE# H5T8850



TEMPLATE# H5T8853

USING SEASIDE TEMPLATES



FROM ART, SELECT TEMPLATES,
LIBRARY, SEASIDE



Use the templates as-is or as a starting point for your perfect layout. Select a template—drag it directly from the Library and drop it onto your page. Once a template is on the page, drag images into photo boxes and customize text.

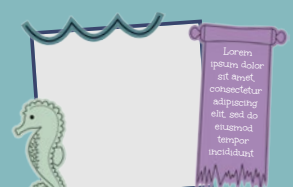
GET CREATIVE



SNIPPET# H5S8926



SNIPPET# H5S8862



Pictavo Art Collections were created with you in mind! Love this look? Search SEASIDE to find templates and Snippets designed to make laying out and customizing coordinating pages effortless.

USING SEASIDE SNIPPETS



TEMPLATE# H5T8844



SNIPPET# H5S8880



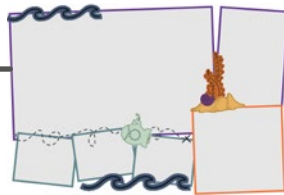
SNIPPET# H5S8887




FROM ART, SELECT SNIPPETS,
LIBRARY, SEASIDE



TEMPLATE# H5T8849




SNIPPET# H5S8905



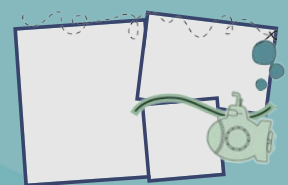
TEMPLATE# H5T8842



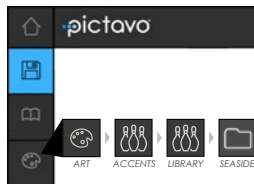
SNIPPET# H5S8859



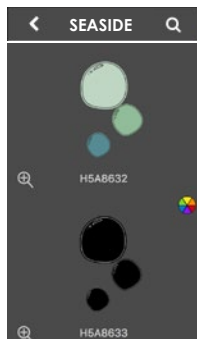
SNIPPET# H5S8863



USING SEASIDE ACCENTS



FROM ART, SELECT ACCENTS,
LIBRARY, SEASIDE



INDICATES COLORABLE ART

To use colorable art, place the art on your page, select the wand in the effects palette and choose a color.



To use accents, select, drag and drop onto your page. You can add Accents to any page, even a spread you've already placed a template on.

WANT MORE VARIETY?

Search the HAND DRAWN collection in Accents for additional finishing touches to your layout.



This is just the beginning! What you see on these pages is only a fraction of what Pictavo has in store for you.
Search SEASIDE in the Pictavo art palette to see all of the artwork available.
Looking for the entire K8 Art Catalog? Search CATALOG in Pictavo Help (?) for a link to download the PDF.

USING SEASIDE BACKGROUNDS



H5B8834




H5B8819



FROM ART, SELECT BACKGROUNDS,
LIBRARY, SEASIDE



H5B8838



H5B8805



H5B8825



H5B8830



H5B8814



H5B8810

Search the ADVENTURE collection for additional backgrounds to complement this collection.



L2B08229




L2B08246



L2B08240

SHOWTIME

YOUR BOOK COULD LOOK LIKE THIS



STOCK COVER DESIGNS

Let our design team do the work for you! Choose one of the pre-designed SHOWTIME Stock Covers in Pictavo and just add your school name and year dates!



CUSTOM COVER DESIGNS

Feeling creative? Place your own background image or use a custom cover background. Add any other text, images or Snippets and you've created a custom cover without ever having to leave Pictavo!

This Custom Cover was created using:

Cover Background: H7C9589

Accent: H7A9280, H7A9281, H7A9248, H7A9374, H7A9295, H7A9301, H7A9289, H7A9290, H7A9291, H7A9292

**Custom covers may incur an additional cost. Contact your yearbook provider for details.*

GET THE LOOK



Use the SHOWTIME starter page template (H7T0001) to save the collection's colors to your Saved Colors library. Set text defaults using collection fonts for a cohesive and consistent look.

SHOWTIME Colors:



SHOWTIME Fonts:

AMATIC SC BOLD
Alfa Slab One
Helvetica Neue



TEMPLATE# H7T9291

COORDINATED ART FROM START TO FINISH

Lights, camera, action! This is about to be the best year yet and the SHOWTIME collection will seamlessly showcase your highlight reel from page to page.



TEMPLATE# H7T9288



TEMPLATE# H7T9289



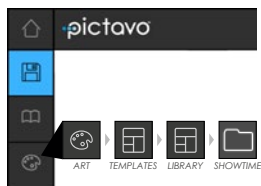
TEMPLATE# H7T9295



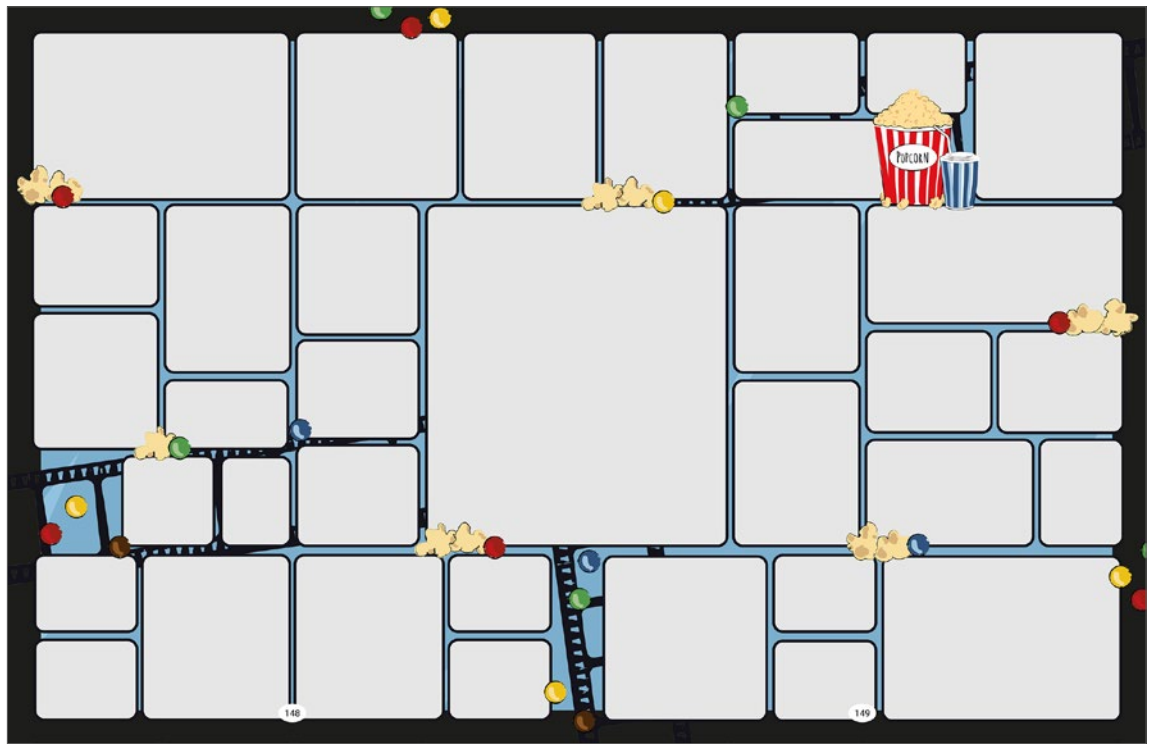

TEMPLATE# H7T9296

SHOWTIME

USING SHOWTIME TEMPLATES



FROM ART, SELECT TEMPLATES,
LIBRARY, SHOWTIME



Use the templates as-is or as a starting point for your perfect layout. Select a template—drag it directly from the Library and drop it onto your page. Once a template is on the page, drag images into photo boxes and customize text.

GET CREATIVE



SNIPPET# H7S9321



SNIPPET# H7S9317



Pictavo Art Collections were created with you in mind! Love this look? Search SHOWTIME to find templates and Snippets designed to make laying out and customizing coordinating pages effortless.

USING SHOWTIME SNIPPETS



TEMPLATE# H7T9289



SNIPPET# H7S9300




FROM ART, SELECT SNIPPETS, LIBRARY, SHOWTIME



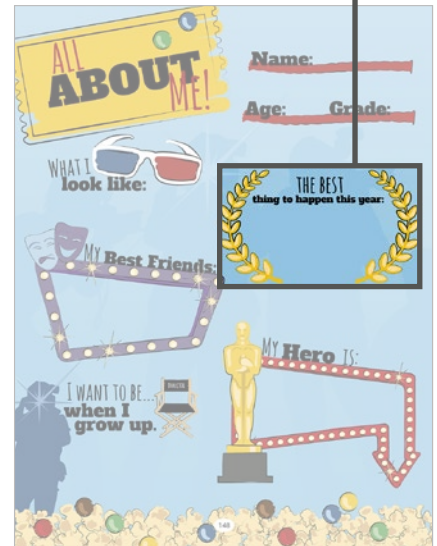
SNIPPET# H7S9334



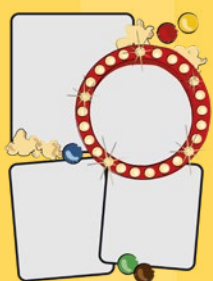
TEMPLATE# H7T9293




SNIPPET# H7S9339



TEMPLATE# H7T9297



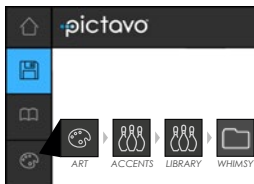
SNIPPET# H7S9307



SNIPPET# H7S9312



USING SHOWTIME ACCENTS



FROM ART, SELECT ACCENTS,
LIBRARY, SHOWTIME



INDICATES COLORABLE ART

To use colorable art, place the art on your page, select the wand in the effects palette and choose a color.



H7A9250



H7A9253



H7A9255



H7A9269



H7A9280



H7A9281



H7A9282



H7A9290



H7A9297



H7A9311



H7A9312



H7A9335



H7A9366



H7A9403



H7A9437




H7A9495



H7A9380



H7A9273



H7A9424



H7A9286



H7A9261



H7A9254



H7A9397



H7A9262

To use accents, select, drag and drop onto your page. You can add Accents to any page, even a spread you've already placed a template on.

WANT MORE VARIETY?

Search the **SKETCHED** collection in Accents for additional finishing touches to your layout.



P1A7051



P1A7054



P1A7059



P1A7062



P1A7067



P1A7072



P1A7080



P1A7083



P1A7084



P1A7088



P1A7089



P1A7094



P1A7095



P1A7096



P1A7097



P1A7103



P1A7115



P1A7118



P1A7124



P1A7127



P1A7131



P1A7130

This is just the beginning! What you see on these pages is only a fraction of what Pictavo has in store for you.
Search **SHOWTIME** in the Pictavo art palette to see all of the artwork available.
Looking for the entire K8 Art Catalog? Search **CATALOG** in Pictavo Help (?) for a link to download the PDF.

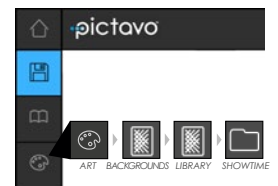
USING SHOWTIME BACKGROUNDS



H7B9521




H7B9527



FROM ART, SELECT BACKGROUNDS,
LIBRARY, SHOWTIME




H7B9540



H7B9552



H7B9579



H7B9563



H7B9556



H7B9548

Search the **BRIGHT BASICS** collection for seasonal and colorable backgrounds to complement any collection.



L6B1277



L6B1308



L6B1294

YOUR BOOK COULD LOOK LIKE THIS



STOCK COVER DESIGNS

Let our design team do the work for you! Choose one of the pre-designed WHIMSY Stock Covers in Pictavo and just add your school name and year dates!



CUSTOM COVER DESIGNS

Feeling creative? Place your own background image or use a custom cover background. Add any other text, images or Snippets and you've created a custom cover without ever having to leave Pictavo!


This Custom Cover was created using:

Cover Background: H3C7787

Accent: H3A7495, H3A7544, H3A7538, H3A7562, H3A7578, H3A7646, H3A7617, H3A7591, H3A7589, H3A7536

*Custom covers may incur an additional cost. Contact your yearbook provider for details.

GET THE LOOK



Use the WHIMSY starter page template (H3T0001) to save the collection's colors to your Saved Colors library. Set text defaults using collection fonts for a cohesive and consistent look.

WHIMSY Colors:



WHIMSY Fonts:

UNKEMPT

American Typewriter

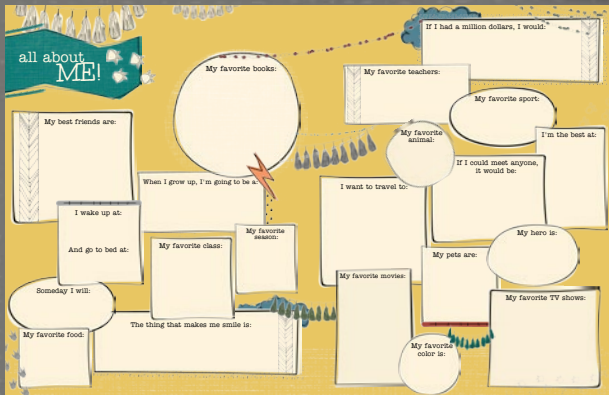
Quicksand



TEMPLATE# H317703

COORDINATED ART FROM START TO FINISH

Inspired by the animal kingdom and the wonder of nature, WHIMSY is a playful, hand-drawn collection that is sure to capture the magic of your year!



TEMPLATE# H317707



TEMPLATE# H317701



TEMPLATE# H317702


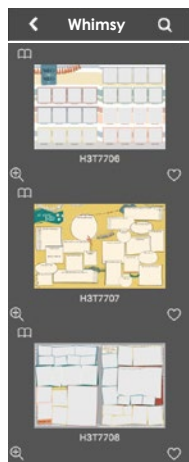


TEMPLATE# H317699

USING WHIMSY TEMPLATES






FROM ART, SELECT TEMPLATES,
LIBRARY, WHIMSY




Use the templates as-is or as a starting point for your perfect layout. Select a template—drag it directly from the Library and drop it onto your page. Once a template is on the page, drag images into photo boxes and customize text.

GET CREATIVE



Pictavo Art Collections were created with you in mind! Love this look? Search WHIMSY to find templates and Snippets designed to make laying out and customizing coordinating pages effortless.

USING WHIMSY SNIPPETS




TEMPLATE# H3T7696




SNIPPET# H3S7746



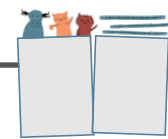
FROM ART, SELECT SNIPPETS, LIBRARY, WHIMSY



SNIPPET# H3S7742



TEMPLATE# H3T7697



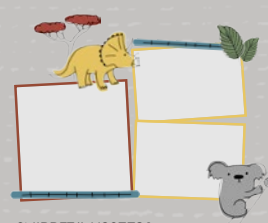
SNIPPET# H3S7753



TEMPLATE# H3T7695



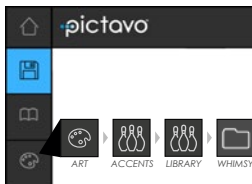
SNIPPET# H3S7723



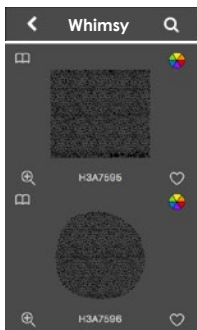
SNIPPET# H3S7721



USING WHIMSY ACCENTS



FROM ART, SELECT ACCENTS,
LIBRARY, WHIMSY



INDICATES COLORABLE ART

To use colorable art,
place the art on your
page, select the wand in
the effects palette and
choose a color.



H3A7471



H3A7476



H3A7502



H3A7494



H3A7467



H3A7473



H3A7511



H3A7515



H3A7529



H3A7531



H3A7551



H3A7552



H3A7565



H3A7557




H3A7582



H3A7590



H3A7627



H3A7598




H3A7587



H3A7532



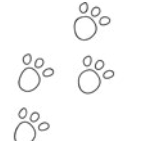
H3A7650



H3A7648



H3A7595



H3A7537

To use accents, select, drag and drop onto your page. You can add Accents to any page, even a spread you've already placed a template on.

WANT MORE VARIETY?

Search the HAND DRAWN collection in Accents for additional finishing touches to your layout.
Layer HAND DRAWN Accents over similar ICONIC Accents for a look that blends perfectly with the WHIMSY style!



Q2A0614



Q2A0613



Q2A0631



Q2A0654



Q2A0681



Q2A0750



Q2A0755



Q2A0777



Q2A0778



Q2A0872



Q2A0873



N8A6802
Q2A0747



N8A6791
Q2A0762



N8A6747
Q2A0656



N8A6896
Q2A0864



N8A6774
Q2A0784



N8A6821
Q2A0653



N8A6705
Q2A1026



N8A6789
Q2A0757



N8A6862
Q2A0956




N8A6807
Q2A0760



N8A6755
Q2A0779

This is just the beginning! What you see on these pages is only a fraction of what Pictavo has in store for you.
 Search WHIMSY in the Pictavo art palette to see all of the artwork available.
 Looking for the entire K8 Art Catalog? Search CATALOG in Pictavo Help (?) for a link to download the PDF.

USING WHIMSY BACKGROUNDS



H3B7668




H3B7655



FROM ART, SELECT BACKGROUNDS,
 LIBRARY, WHIMSY



H3B7674



H3B7685



H3B7658



H3B7663




H3B7653



H3B7677


Search the BRIGHT BASICS collection for seasonal and colorable backgrounds to complement any collection.



L6B5898



L6B1358



L6B1341


SCRIBBLES

YOUR BOOK COULD LOOK LIKE THIS



STOCK COVER DESIGNS

Let our design team do the work for you! Choose one of the pre-designed SCRIBBLES Stock Covers in Pictavo and just add your school name and year dates!



CUSTOM COVER DESIGNS

Feeling creative? Place your own background image or use a custom cover background. Add any other text, images or Snippets and you've created a custom cover without ever having to leave Pictavo!


This Custom Cover was created using:

Cover Background: J7C5042

Accent: J7A2852, J7A3057, J7A3058, J7A3059, J7A3217, J7A3218, J7A3219, J7A3243

*Custom covers may incur an additional cost. Contact your yearbook provider for details.

GET THE LOOK



Use the SCRIBBLES starter page template (J7T0001) to save the collection's colors to your Saved Colors library. Set text defaults using collection fonts for a cohesive and consistent look.

SCRIBBLES Colors:



SCRIBBLES Fonts:

Fredericka the Great
Alex Brush
AMATIC SC



TEMPLATE# J7T4086

COORDINATED ART FROM START TO FINISH

Filled with hand-drawn doodles and whimsy, the SCRIBBLES collection is a fun, unique style to pair with your photos and stories from the year!



TEMPLATE# J7T4084



TEMPLATE# J7T4083



TEMPLATE# J7T4091



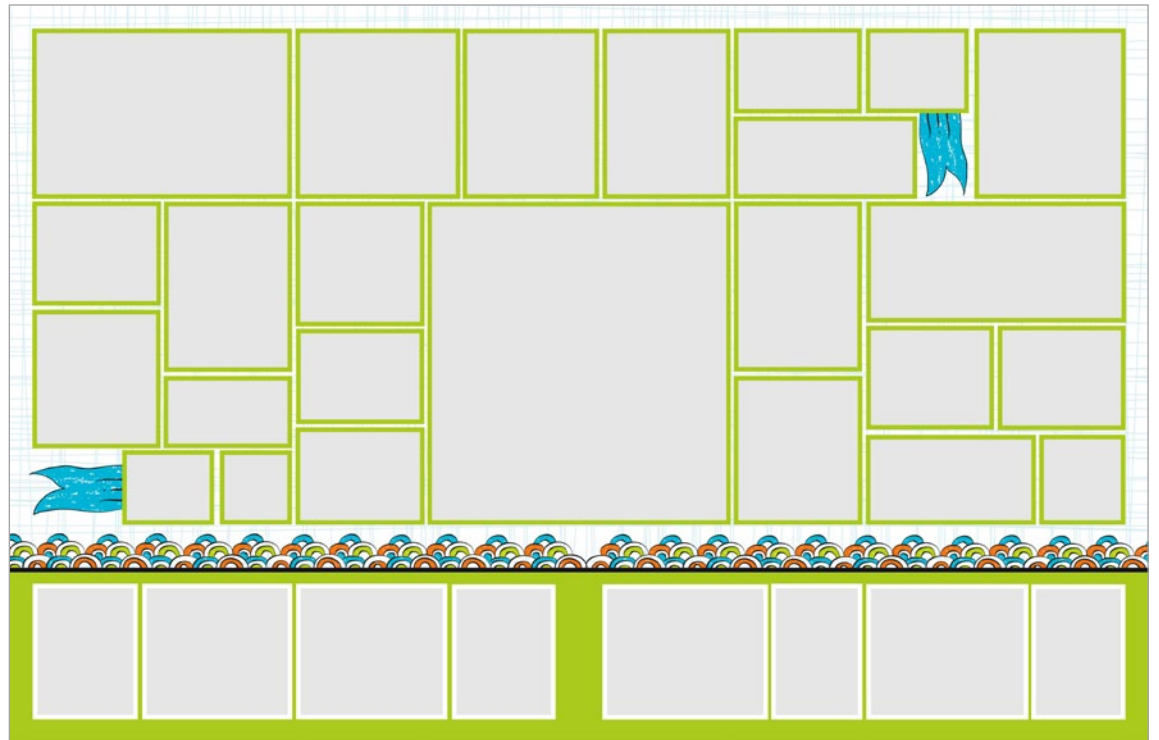
TEMPLATE# J7T4090

SCRIBBLES

USING SCRIBBLES TEMPLATES



FROM ART, SELECT TEMPLATES,
LIBRARY, SCRIBBLES




Use the templates as-is or as a starting point for your perfect layout. Select a template—drag it directly from the Library and drop it onto your page. Once a template is on the page, drag images into photo boxes and customize text.

GET CREATIVE

Snippets are easily customized by adjusting colors, fonts and moving/swapping accents.



SNIPPET# J7S5463



SNIPPET# J7S5334



Pictavo Art Collections were created with you in mind! Love this look? Search SCRIBBLES to find templates and Snippets designed to make laying out and customizing coordinating pages effortless.

USING SCRIBBLES SNIPPETS



TEMPLATE# J7T4088



SNIPPET# J7S4547



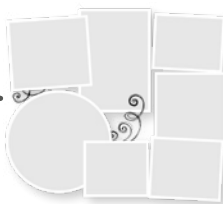
FROM ART, SELECT SNIPPETS,
LIBRARY, SCRIBBLES




SNIPPET# J7S4550



TEMPLATE# J7T4090



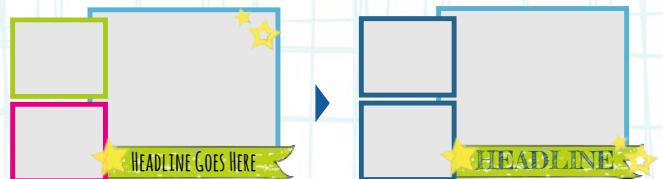
SNIPPET# J7S4552



TEMPLATE# J7T4092



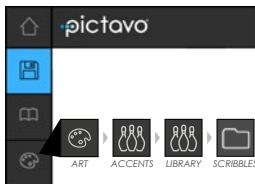
SNIPPET# J7S4546



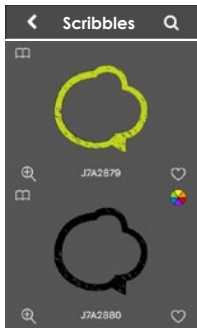
SNIPPET# J7S4588

SCRIBBLES

USING SCRIBBLES ACCENTS




FROM ART, SELECT ACCENTS,
LIBRARY, SCRIBBLES



INDICATES COLORABLE ART

To use colorable art, place the art on your page, select the wand in the effects palette and choose a color.



To use accents, select, drag and drop onto your page. You can add Accents to any page, even a spread you've already placed a template on.

WANT MORE VARIETY?

Search the **HAND DRAWN** collection in Accents for additional finishing touches to your layout.



This is just the beginning! What you see on these pages is only a fraction of what Pictavo has in store for you.
Search SCRIBBLES in the Pictavo art palette to see all of the artwork available.
Looking for the entire K8 Art Catalog? Search CATALOG in Pictavo Help (?) for a link to download the PDF.

USING SCRIBBLES BACKGROUNDS



J7B2776




J7B2785



FROM ART, SELECT BACKGROUNDS,
LIBRARY, SCRIBBLES



J7B2789



J7B2800



J7B2820



J7B2819



J7B2803




J7B2798


Search the BRIGHT BASICS collection for seasonal and colorable backgrounds to complement any collection.



L6B1366



L6B1341



L6B1364


SCRAPBOOK

YOUR BOOK COULD LOOK LIKE THIS



STOCK COVER DESIGNS

Let our design team do the work for you! Choose one of the pre-designed SCRAPBOOK Stock Covers in Pictavo and just add your school name and year dates!



CUSTOM COVER DESIGNS

Feeling creative? Place your own background image or use a custom cover background. Add any other text, images or Snippets and you've created a custom cover without ever having to leave Pictavo!


This Custom Cover was created using:

Cover Background: J3C5054

Accent: J3A2714, J3A2717, J3A2721, J3A2723, J3A2725, J3A2752, J3A2633


**Custom covers may incur an additional cost. Contact your yearbook provider for details.*

GET THE LOOK



Use the SCRAPBOOK starter page template (J3T0001) to save the collection's colors to your Saved Colors library. Set text defaults using collection fonts for a cohesive and consistent look.

SCRAPBOOK Colors:



SCRAPBOOK Fonts:

Anton
AMATIC SC
Century Gothic



TEMPLATE# J3T4057

COORDINATED ART FROM START TO FINISH

Nothing says memories like a hand-crafted SCRAPBOOK! Washi tape, construction paper and stickers fill this collection with heart-warming charm.



TEMPLATE# J3T4063



TEMPLATE# J3T4056



TEMPLATE# J3T4052

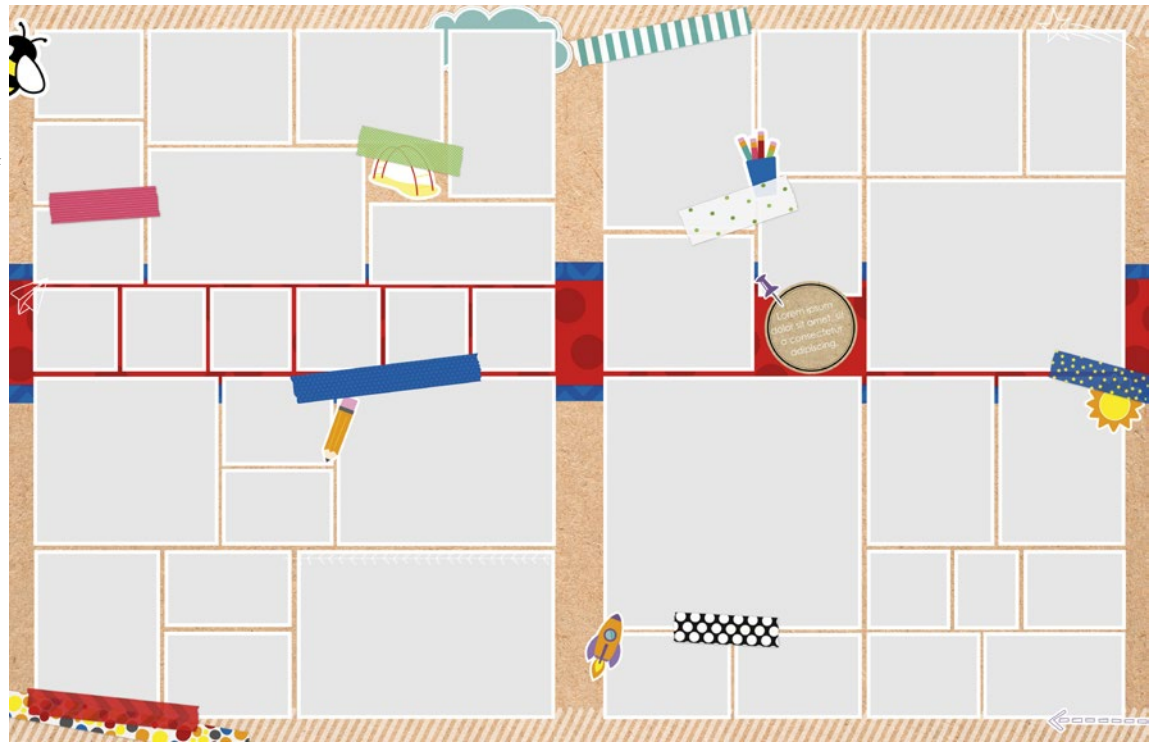
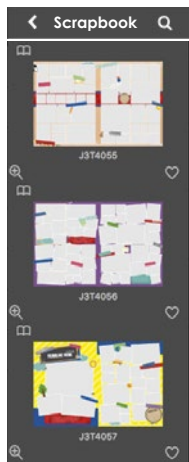


TEMPLATE# J3T4059

USING SCRAPBOOK TEMPLATES




FROM ART, SELECT TEMPLATES,
LIBRARY, SCRAPBOOK



Use the templates as-is or as a starting point for your perfect layout. Select a template—drag it directly from the Library and drop it onto your page. Once a template is on the page, drag images into photo boxes and customize text.

GET CREATIVE

Snippets are easily customized by adjusting colors, fonts and moving/swapping accents.



Pictavo Art Collections were created with you in mind! Love this look? Search SCRAPBOOK to find templates and Snippets designed to make laying out and customizing coordinating pages effortless.

USING SCRAPBOOK SNIPPETS



TEMPLATE# J3T4056



SNIPPET# J3S4476



FROM ART, SELECT SNIPPETS,
LIBRARY, SCRAPBOOK



SNIPPET# J3S4483



TEMPLATE# J3T4061



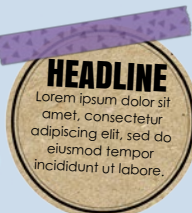

TEMPLATE# J3T4053



SNIPPET# J3S4458



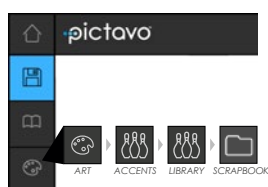
SNIPPET# J3S4456



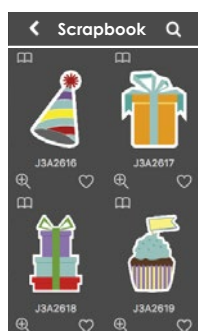
SNIPPET# J3S4471



USING SCRAPBOOK ACCENTS



FROM ART, SELECT ACCENTS,
LIBRARY, SCRAPBOOK



J3A2619



J3A2617



J3A2648



J3A2638



J3A2652



J3A2653



J3A2710



J3A2768



J3A2759



J3A2761



J3A2752



J3A2747



J3A2741



J3A2625



J3A2738



J3A2740



J3A2721



J3A2709



J3A2616



J3A2632



J3A2690



J3A2717



J3A2719



J3A2762

To use accents, select, drag and drop onto your page. You can add Accents to any page, even a spread you've already placed a template on.

WANT MORE VARIETY?

Search the **HAND DRAWN** and **COLORFUL** collections in Accents for additional finishing touches to your layout.



Q2A0636



Q2A0700



P7A0074



P7A0087



P7A0058



P7A0096



Q2A0814



P7A0244



P7A0222



Q2A0630



Q2A0616



Q2A0632



Q2A0675



P7A0232



P7A0080



Q2A0725



Q2A0600



P7A0033



Q2A0626



P7A0110




P7A0147



P7A0044

This is just the beginning! What you see on these pages is only a fraction of what Pictavo has in store for you.
Search SCRAPBOOK in the Pictavo art palette to see all of the artwork available.
Looking for the entire K8 Art Catalog? Search CATALOG in Pictavo Help (?) for a link to download the PDF.

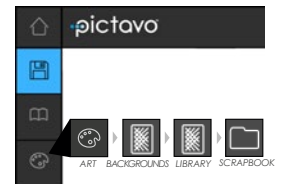
USING SCRAPBOOK BACKGROUNDS



J3B2572



J3B2573



FROM ART, SELECT BACKGROUNDS,
LIBRARY, SCRAPBOOK



J3B2584




J3B2565




J3B2557



J3B2595




J3B2587



J3B2560

Search the **BRIGHT BASICS** collection for seasonal and colorable backgrounds to complement any collection.



L6B3458



L6B1297



L6B1307


ABSTRACT

YOUR BOOK COULD LOOK LIKE THIS



STOCK COVER DESIGNS

Let our design team do the work for you! Choose one of the pre-designed ABSTRACT Stock Covers in Pictavo and just add your school name and year dates!



CUSTOM COVER DESIGNS

Feeling creative? Place your own background image or use a custom cover background. Add any other text, images or Snippets and you've created a custom cover without ever having to leave Pictavo!

This Custom Cover was created using:


Cover Background: J5C5048

Title Snippet: J5T5165

Accent: P3A5664

**Custom covers may incur an additional cost. Contact your yearbook provider for details.*

GET THE LOOK



Use the ABSTRACT starter page template (J5T0001) to save the collection's colors to your Saved Colors library. Set text defaults using collection fonts for a cohesive and consistent look.

ABSTRACT Colors:



ABSTRACT Fonts:

SUE ELLEN
Wire One
sue ellen



TEMPLATE# J5T4073

COORDINATED ART FROM START TO FINISH

Each and every accent in the ABSTRACT collection is colorable, making this collection the most customizable in our library! Use the ABSTRACT color palette provided or create your own color palette unique to your school—your options are truly endless!



TEMPLATE# J5T4078



TEMPLATE# J5T4068



TEMPLATE# J5T4072



TEMPLATE# J5T4071

USING ABSTRACT TEMPLATES




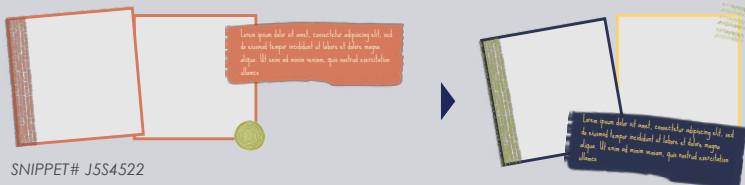
FROM ART, SELECT TEMPLATES,
LIBRARY, ABSTRACT



Use the templates as-is or as a starting point for your perfect layout. Select a template—drag it directly from the Library and drop it onto your page. Once a template is on the page, drag images into photo boxes and customize text.


GET CREATIVE

Snippets are easily customized by adjusting colors, fonts and moving/swapping accents.



Pictavo Art Collections were created with you in mind! Love this look? Search ABSTRACT to find templates and Snippets designed to make laying out and customizing coordinating pages effortless.

USING ABSTRACT SNIPPETS



TEMPLATE# JST4067



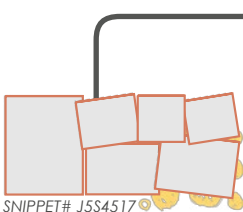
SNIPPET# JSS4525



FROM ART, SELECT SNIPPETS,
LIBRARY, ABSTRACT



SNIPPET# JSS4527



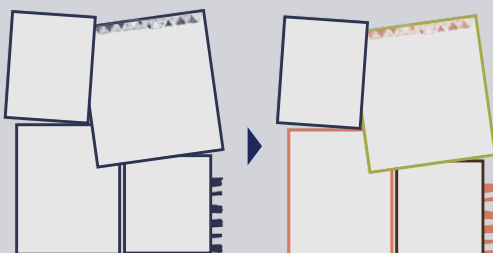
SNIPPET# JSS4517



TEMPLATE# JST4075



TEMPLATE# JST4078

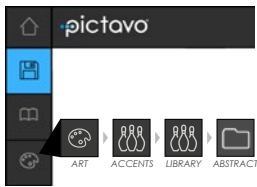


SNIPPET# JSS4493

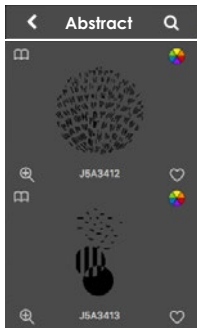


SNIPPET# JSS4504


USING ABSTRACT ACCENTS



FROM ART, SELECT ACCENTS,
LIBRARY, ABSTRACT




 INDICATES COLORABLE ART

 To use colorable art,
place the art on your
page, select the wand in
the effects palette and
choose a color.




J5A3425




J5A3416



J5A3435



J5A3415



J5A3422



J5A3431



J5A3427



J5A3444




J5A3417



J5A3434



J5A3414



J5A3421



J5A3430



J5A3440



J5A3438



J5A3437



J5A3412



J5A3420



J5A3413



J5A3418



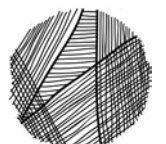
J5A3419



J5A3436



J5A3432



J5A3424

To use accents, select, drag and drop onto your page. You can add Accents to any page, even a spread you've already placed a template on.

WANT MORE VARIETY?

Search the **HAND DRAWN** collection in Accents for additional finishing touches to your layout.



Q2A0616



Q2A0632



Q2A0824



Q2A0767



Q2A0705



Q2A0749



Q2A0787



Q2A0897



Q2A0597



Q2A0589



Q2A0606



Q2A1025



Q2A1084



Q2A0659



Q2A0968



Q2A0630



Q2A0759



Q2A1011



Q2A1065



Q2A0977




Q2A0988



Q2A0880

This is just the beginning! What you see on these pages is only a fraction of what Pictavo has in store for you.
 Search **ABSTRACT** in the Pictavo art palette to see all of the artwork available.
 Looking for the entire K8 Art Catalog? Search **CATALOG** in Pictavo Help (?) for a link to download the PDF.

USING ABSTRACT BACKGROUNDS



J5B3376



J5B3383




FROM ART, SELECT BACKGROUNDS,
LIBRARY, ABSTRACT



J5B3382



J5B3407



J5B3403



J5B3381



J5B3402




J5B3385

Search the **BRIGHT BASICS** collection for seasonal and colorable backgrounds to complement any collection.



L6B1355



L6B1362



L6B3446

COMIC BOOK

YOUR BOOK COULD LOOK LIKE THIS



STOCK COVER DESIGNS

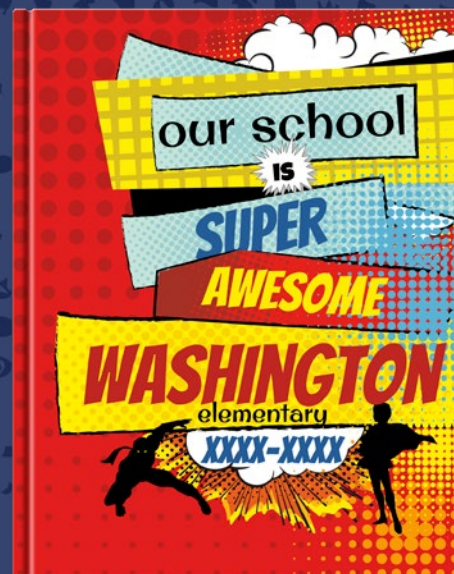
Let our design team do the work for you! Choose one of the pre-designed COMIC BOOK Stock Covers in Pictavo and just add your school name and year dates!

GET THE LOOK



Use the COMIC BOOK starter page template (H6T0001) to save the collection's colors to your Saved Colors library. Set text defaults using collection fonts for a cohesive and consistent look.

COMIC BOOK Colors:



CUSTOM COVER DESIGNS

Feeling creative? Place your own background image or use a custom cover background. Add any other text, images or Snippets and you've created a custom cover without ever having to leave Pictavo!

This Custom Cover was created using:

Cover Background: H6C5022

Accent: H6A1993, H6A1994, H6A1995, H6A2026, H6A2030, H6A2083, H6A2084, H6A2114, H6A2115

*Custom covers may incur an additional cost. Contact your yearbook provider for details.

COMIC BOOK Fonts:

KAPOW
HAPPY MONKEY
Happy Monkey



TEMPLATE# H6T4030

COORDINATED ART FROM START TO FINISH

Show everyone you've had a super year with the COMIC BOOK collection! Fill your pages with art inspired by comic books and you'll be everyone's hero!




TEMPLATE# H6T4022



TEMPLATE# H6T4031

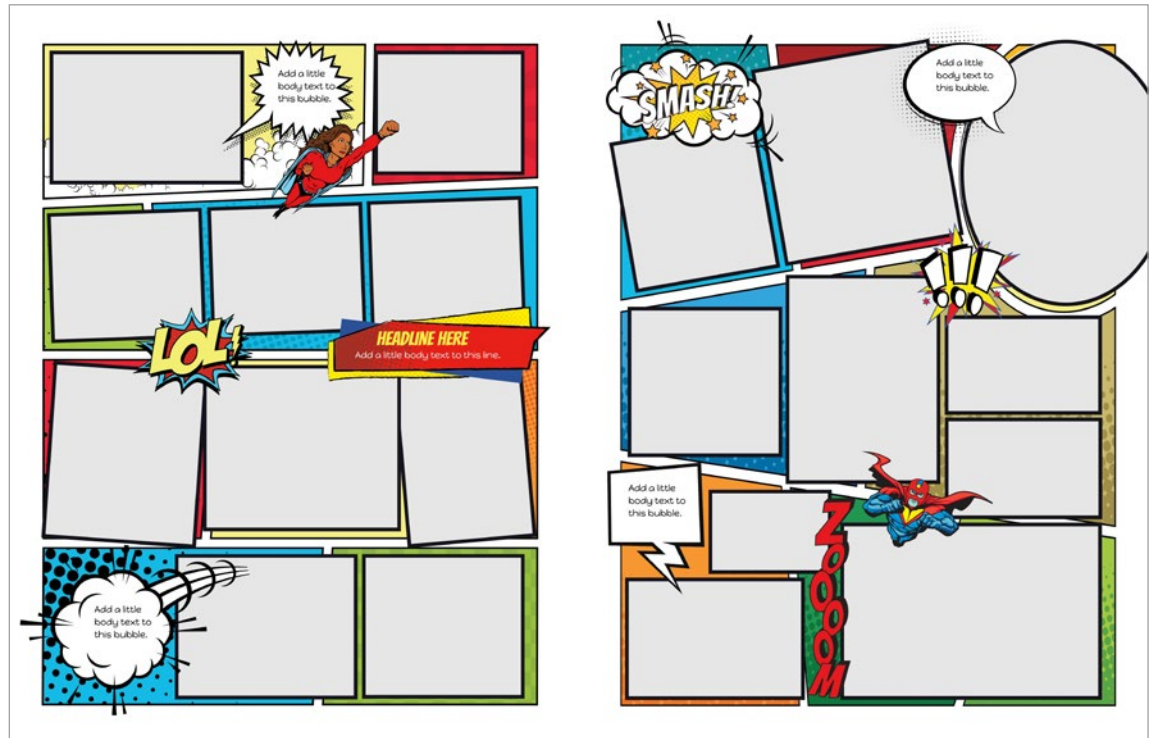
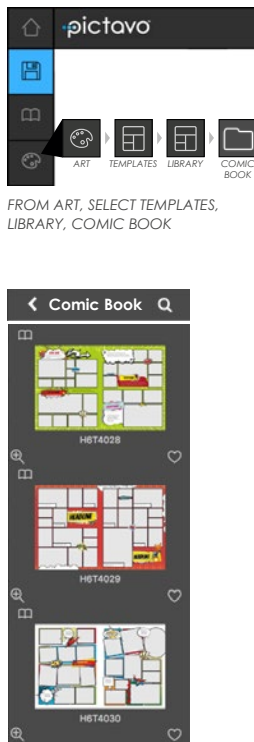


TEMPLATE# H6T4025



TEMPLATE# H6T4032

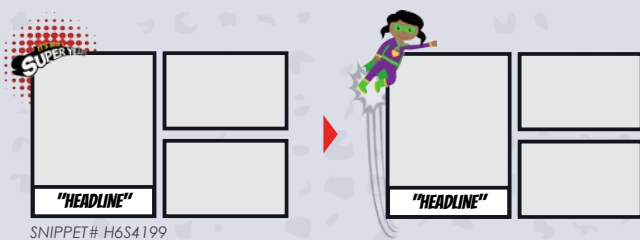
USING COMIC BOOK TEMPLATES



Use the templates as-is or as a starting point for your perfect layout. Select a template—drag it directly from the Library and drop it onto your page. Once a template is on the page, drag images into photo boxes and customize text.

GET CREATIVE

Snippets are easily customized by adjusting colors, fonts and moving/swapping accents.



Pictavo Art Collections were created with you in mind! Love this look? Search COMIC BOOK to find templates and Snippets designed to make laying out and customizing coordinating pages effortless.

USING COMIC BOOK SNIPPETS



TEMPLATE# H6T4022



SNIPPET# H6S4162



FROM ART, SELECT SNIPPETS, LIBRARY, COMIC BOOK



TEMPLATE# H6T4031



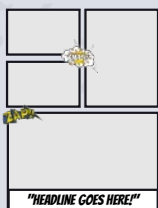
TEMPLATE# H6T4029



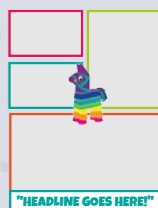
SNIPPET# H6S4165



SNIPPET# H6S4178



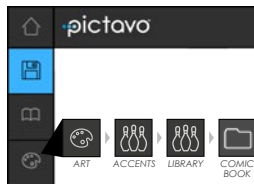
SNIPPET# H6S4190




SNIPPET# H6S4206



USING COMIC BOOK ACCENTS



FROM ART, SELECT ACCENTS,
LIBRARY, COMIC BOOK



INDICATES COLORABLE ART

To use colorable art,
place the art on your
page, select the wand in
the effects palette and
choose a color.



H6A1991




H6A1992



H6A1993



H6A1996



H6A2018



H6A2087



H6A2002



H6A2004



H6A2006



H6A2014



H6A2016



H6A2017



H6A2128



H6A2122



H6A2119



H6A2084



H6A2030



H6A2047



H6A2094



H6A2115



H6A2106



H6A2098



H6A2075



H6A2081

To use accents, select, drag and drop onto your page. You can add Accents to any page, even a spread you've already placed a template on.

WANT MORE VARIETY?

Search the **HAND DRAWN** collection in Accents for additional finishing touches to your layout.



Q2A0595



Q2A0630



Q2A0971



Q2A0670



Q2A0659



Q2A1093



Q2A0953



Q2A0617



Q2A0998



Q2A0760



Q2A0861



Q2A0880



Q2A1011



Q2A0587



Q2A0878



Q2A0768



Q2A0633



Q2A5012



Q2A0618



Q2A0762




Q2A0626




Q2A1024

This is just the beginning! What you see on these pages is only a fraction of what Pictavo has in store for you.
 Search COMIC BOOK in the Pictavo art palette to see all of the artwork available.
 Looking for the entire K8 Art Catalog? Search CATALOG in Pictavo Help (?) for a link to download the PDF.


USING COMIC BOOK BACKGROUNDS



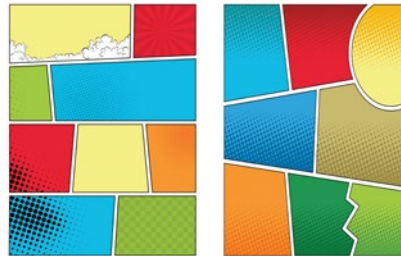
H6B1987




H6B1980



H6B1981



H6B1988



H6B1983



H6B1989



H6B1979



H6B1986


Search the **BRIGHT BASICS** collection for seasonal and colorable backgrounds to complement any collection.



L6B1317



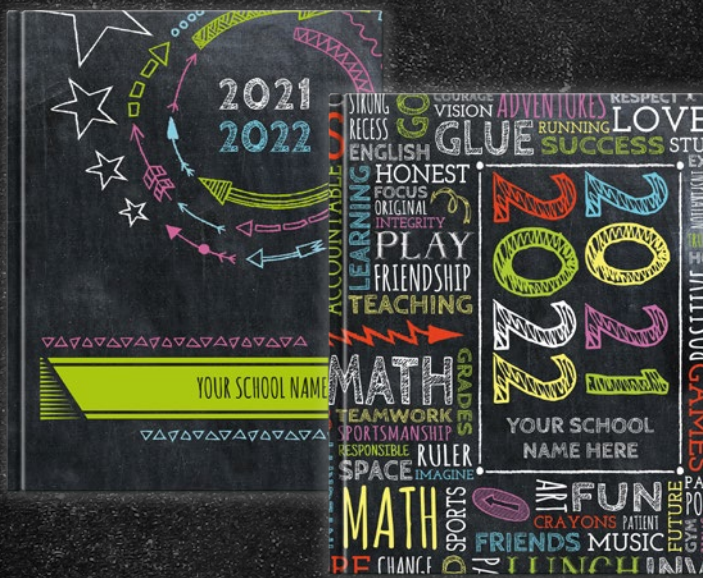
L6B1339



L6B1356


CHALKBOARD

YOUR BOOK COULD LOOK LIKE THIS



STOCK COVER DESIGNS

Let our design team do the work for you! Choose one of the pre-designed CHALKBOARD Stock Covers in Pictavo and just add your school name and year dates!



CUSTOM COVER DESIGNS

Feeling creative? Place your own background image or use a custom cover background. Add any other text, images or Snippets and you've created a custom cover without ever having to leave Pictavo!

This Custom Cover was created using:

Cover Background: H4C5014

Title Snippet: H4ST4307

Accent: H4A1851

**Custom covers may incur an additional cost.
Contact your yearbook provider for details.*

GET THE LOOK

CHALKBOARD



To add a color to your Saved Colors:

- Select a color swatch above
- Click the Fill color swatch in the menu to the right
- Use the plus (+) found at the end of your Saved Colors library to add color to the menu

Be sure to save each swatch to your Saved Colors for easy access.

Recommended Collection Fonts:

CABIN SKETCH
AMATIC SC
Josefin Slab

Use the CHALKBOARD starter page template (H4T0001) to save the collection's colors to your Saved Colors library. Set text defaults using collection fonts for a cohesive and consistent look.

CHALKBOARD Colors:



CHALKBOARD Fonts:

CABIN SKETCH
AMATIC SC
Josefin Slab



TEMPLATE# H4T4011

COORDINATED ART FROM START TO FINISH

The CHALKBOARD collection is bold, bright and dynamic—fun and just a little bit retro. Get creative with fonts and word art with this delightful collection!



TEMPLATE# H4T4017



TEMPLATE# H4T4015



TEMPLATE# H4T4012


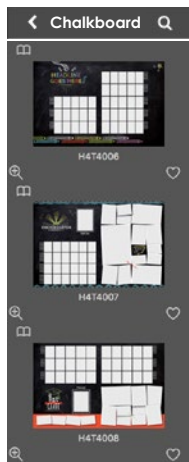


TEMPLATE# H4T4008

USING CHALKBOARD TEMPLATES



FROM ART, SELECT TEMPLATES,
LIBRARY, CHALKBOARD



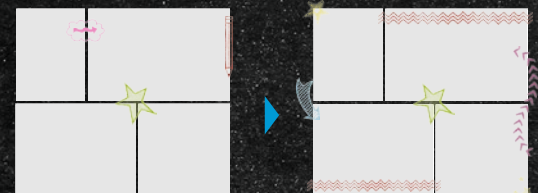
Use the templates as-is or as a starting point for your perfect layout. Select a template—drag it directly from the Library and drop it onto your page. Once a template is on the page, drag images into photo boxes and customize text.

GET CREATIVE

Snippets are easily customized by adjusting colors, fonts and moving/swapping accents.



SNIPPET# H4S4327



SNIPPET# H4S4310

Pictavo Art Collections were created with you in mind! Love this look? Search CHALKBOARD to find templates and Snippets designed to make laying out and customizing coordinating pages effortless.

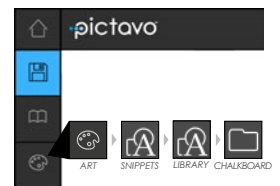
USING CHALKBOARD SNIPPETS



TEMPLATE# H4T4012



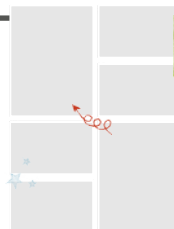
SNIPPET# H4S4300



FROM ART, SELECT SNIPPETS,
LIBRARY, CHALKBOARD



TEMPLATE# H4T4007



SNIPPET# H4S4301



TEMPLATE# H4T4014



SNIPPET# H4S4298

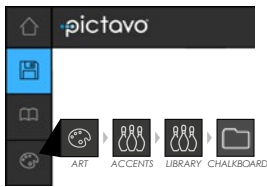


SNIPPET# H4S4303



SNIPPET# H4S4289

USING CHALKBOARD ACCENTS



FROM ART, SELECT ACCENTS,
LIBRARY, CHALKBOARD



INDICATES COLORABLE ART


To use colorable art, place the art on your page, select the wand in the effects palette and choose a color.



H4A1826



H4A1833



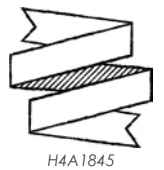
H4A1831



H4A1960



H4A1816



H4A1845



H4A1848



H4A1868



H4A1877



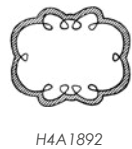
H4A1883



H4A1886



H4A1890



H4A1892




H4A1918



H4A1829



H4A1941



H4A1904



H4A1905



H4A1953



H4A1957



H4A1969



H4A1872



H4A1818



H4A1967

To use accents, select, drag and drop onto your page. You can add Accents to any page, even a spread you've already placed a template on.

WANT MORE VARIETY?

Search the **HAND DRAWN** collection in **Accents** for additional finishing touches to your layout.



Q2A1056



Q2A0643



Q2A1009



Q2A0587



Q2A0592



Q2A0635



Q2A0658



Q2A1120



Q2A0753



Q2A0684



Q2A0647



Q2A0849



Q2A0839



Q2A0737



Q2A0749



Q2A0796



Q2A0923



Q2A0914



Q2A0928



Q2A0937



Q2A0932



Q2A0934

This is just the beginning! What you see on these pages is only a fraction of what Pictavo has in store for you.
 Search CHALKBOARD in the Pictavo art palette to see all of the artwork available.
 Looking for the entire K8 Art Catalog? Search CATALOG in Pictavo Help (?) for a link to download the PDF.

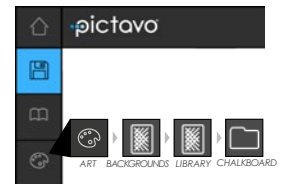
USING CHALKBOARD BACKGROUNDS



H4B1804



H4B1805



FROM ART, SELECT BACKGROUNDS,
LIBRARY, CHALKBOARD



H4B1811



H4B1807



H4B1808



H4B1809




H4B1810



H4B1812

Search the **BRIGHT BASICS** collection for seasonal and colorable backgrounds to complement any collection.



L6B1362



L6B1353



L6B3459


MODERN ICON

YOUR BOOK COULD LOOK LIKE THIS



STOCK COVER DESIGNS

Let our design team do the work for you! Choose one of the pre-designed MODERN ICON Stock Covers in Pictavo and just add your school name and year dates!



CUSTOM COVER DESIGNS

Feeling creative? Place your own background image or use a custom cover background. Add any other text, images or Snippets and you've created a custom cover without ever having to leave Pictavo!

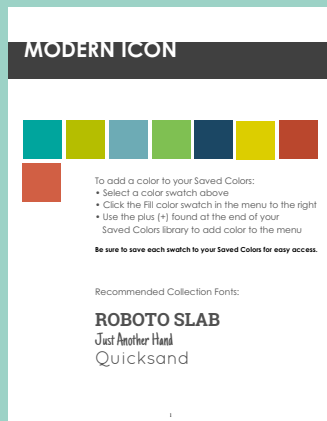
This Custom Cover was created using:

Cover Background: J1C5035

Accent: J1A2369, J1A2477, J1A3525, J1A2383

**Custom covers may incur an additional cost. Contact your yearbook provider for details.*

GET THE LOOK



Use the MODERN ICON starter page template (J1T0001) to save the collection's colors to your Saved Colors library. Set text defaults using collection fonts for a cohesive and consistent look.

MODERN ICON Colors:



MODERN ICON Fonts:

Roboto Slab
Just Another Hand
Quicksand



TEMPLATE# J1T3528

COORDINATED ART FROM START TO FINISH

MODERN ICON is a new twist on a classic look! Get creative with bright, simple backgrounds and traditional school-themed accents in a rainbow color palette.



TEMPLATE# J1T3530



TEMPLATE# J1T3529

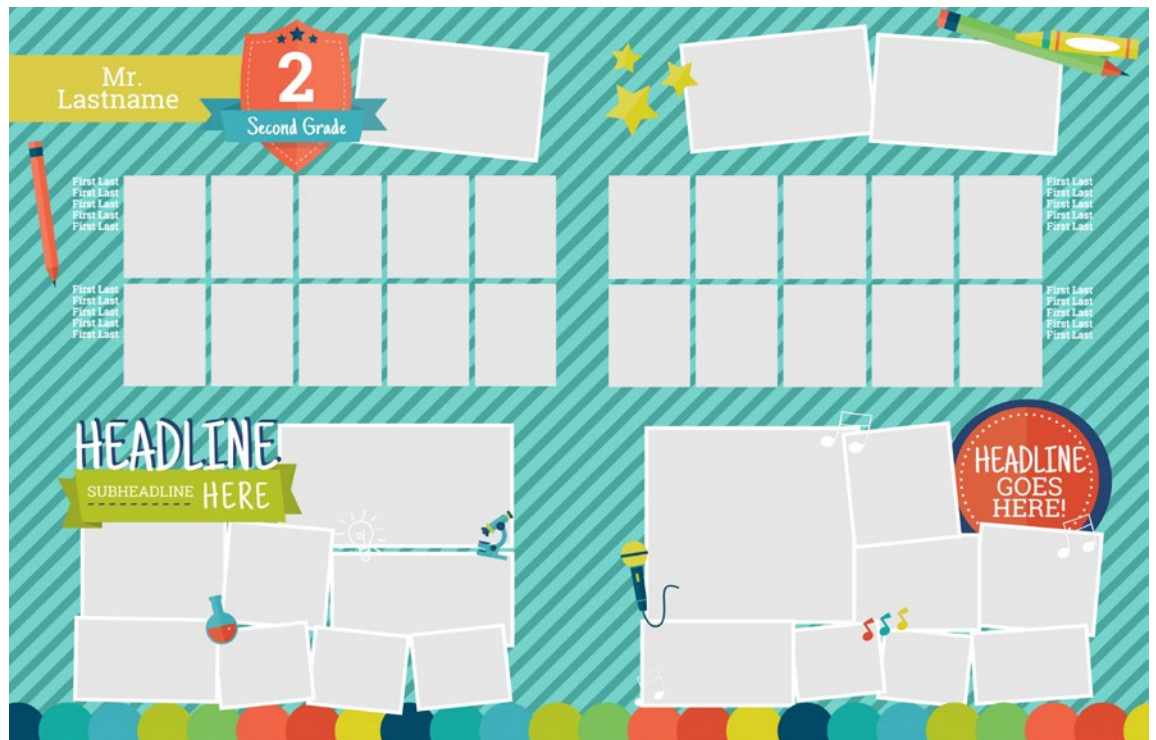
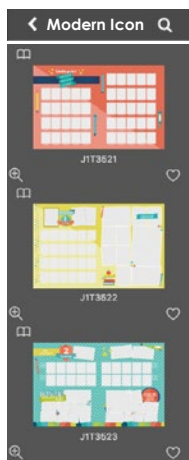


TEMPLATE# J1T3526



TEMPLATE# J1T3524

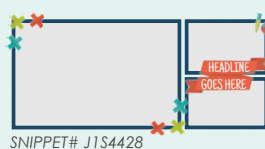
USING MODERN ICON TEMPLATES



Use the templates as-is or as a starting point for your perfect layout. Select a template—drag it directly from the Library and drop it onto your page. Once a template is on the page, drag images into photo boxes and customize text.

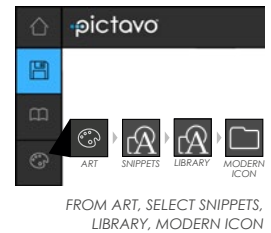
GET CREATIVE

Snippets are easily customized by adjusting colors, fonts and moving/swapping accents.



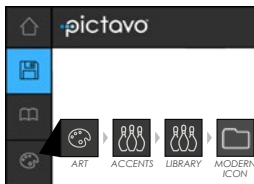
Pictavo Art Collections were created with you in mind! Love this look? Search MODERN ICON to find templates and Snippets designed to make laying out and customizing coordinating pages effortless.

USING MODERN ICON SNIPPETS



MODERN ICON

USING MODERN ICON ACCENTS




FROM ART, SELECT ACCENTS,
LIBRARY, MODERN ICON



 INDICATES COLORABLE ART

To use colorable art, place the art on your page, select the wand in the effects palette and choose a color.



To use accents, select, drag and drop onto your page. You can add Accents to any page, even a spread you've already placed a template on.

WANT MORE VARIETY?

Search the **COLORFUL** collection in Accents for additional finishing touches to your layout.



This is just the beginning! What you see on these pages is only a fraction of what Pictavo has in store for you.
 Search MODERN ICON in the Pictavo art palette to see all of the artwork available.
 Looking for the entire K8 Art Catalog? Search CATALOG in Pictavo Help (?) for a link to download the PDF.

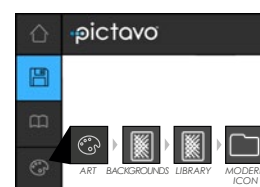
USING MODERN ICON BACKGROUNDS




J1B2342



J1B2333



FROM ART, SELECT BACKGROUNDS,
 LIBRARY, MODERN ICON



J1B2345



J1B2340




J1B2321



J1B2320



J1B2331



J1B2346

Search the BRIGHT BASICS collection for seasonal and colorable backgrounds to complement any collection.



L6B1371



L6B1316



L6B3456


KRAFT PAPER

YOUR BOOK COULD LOOK LIKE THIS



STOCK COVER DESIGNS

Let our design team do the work for you! Choose one of the pre-designed KRAFT PAPER Stock Covers in Pictavo and just add your school name and year dates!



CUSTOM COVER DESIGNS

Feeling creative? Place your own background image or use a custom cover background. Add any other text, images or Snippets and you've created a custom cover without ever having to leave Pictavo!

This Custom Cover was created using:

Cover Background: J9C5036

*Custom covers may incur an additional cost.
Contact your yearbook provider for details.

GET THE LOOK

KRAFT PAPER

To add a color to your Saved Colors:

- Select a color swatch above
- Click the Fill color swatch in the menu to the right
- Use the plus (+) found at the end of your Saved Colors library to add color to the menu

Be sure to save each swatch to your Saved Colors for easy access.

Recommended Collection Fonts:

CHELSEA MARKET
sacramento
Quicksand

Use the KRAFT PAPER starter page template (J9T0001) to save the collection's colors to your Saved Colors library. Set text defaults using collection fonts for a cohesive and consistent look.

KRAFT PAPER Colors:



KRAFT PAPER Fonts:

**CHELSEA
MARKET**
sacramento
Quicksand



TEMPLATE# J9T4104

COORDINATED ART FROM START TO FINISH

The eclectic style of the KRAFT PAPER collection combines a cheerful color palette with the look of paper crafts for the perfect mix of fresh and fun.



TEMPLATE# J9T4098



TEMPLATE# J9T4101



TEMPLATE# J9T4102



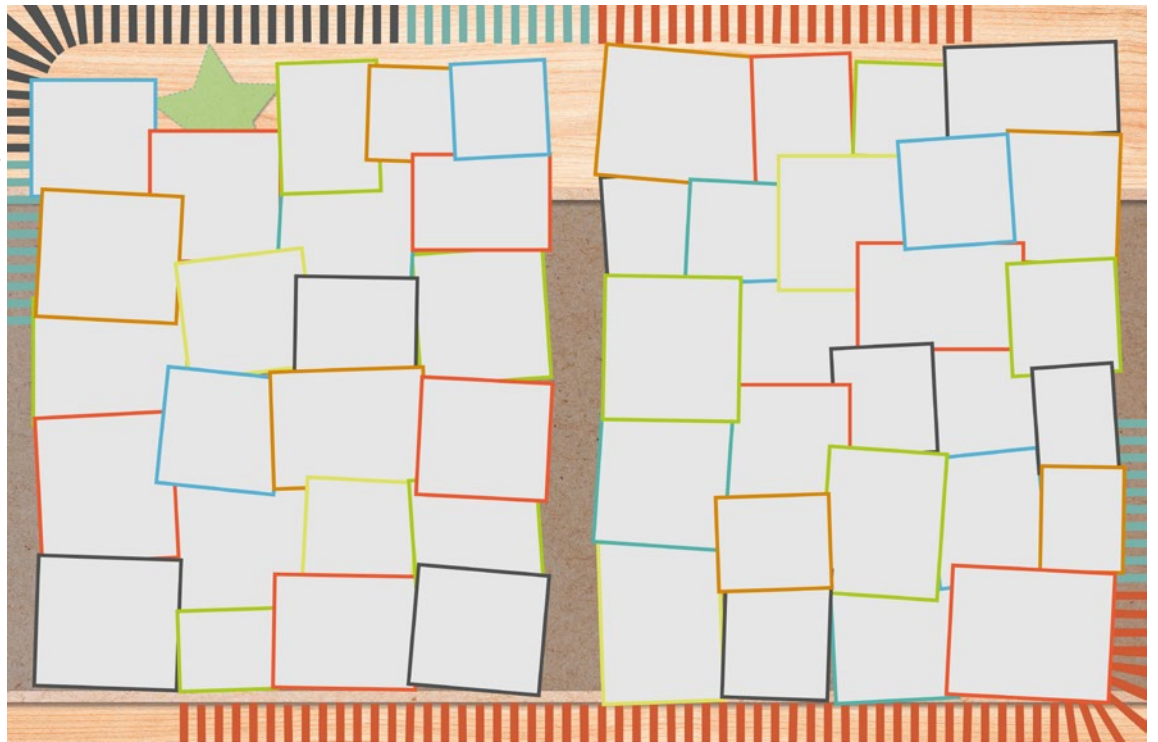
TEMPLATE# J9T4106

KRAFT PAPER

USING KRAFT PAPER TEMPLATES



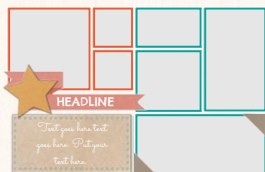
FROM ART, SELECT TEMPLATES,
LIBRARY, KRAFT PAPER



Use the templates as-is or as a starting point for your perfect layout. Select a template—drag it directly from the Library and drop it onto your page. Once a template is on the page, drag images into photo boxes and customize text.

GET CREATIVE

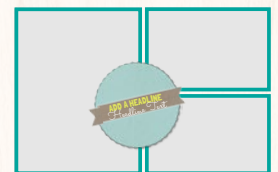
Snippets are easily customized by adjusting colors, fonts and moving/swapping accents.



SNIPPET# J9S4597



SNIPPET# J9S4608



Pictavo Art Collections were created with you in mind! Love this look? Search KRAFT PAPER to find templates and Snippets designed to make laying out and customizing coordinating pages effortless.

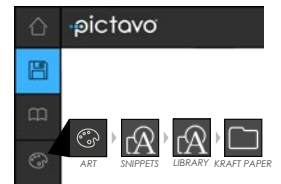
USING KRAFT PAPER SNIPPETS



TEMPLATE# J9T4101



SNIPPET# J9S4596



FROM ART, SELECT SNIPPETS,
LIBRARY, KRAFT PAPER



TEMPLATE# J9T4102



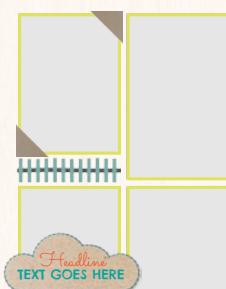
SNIPPET# J9S4597



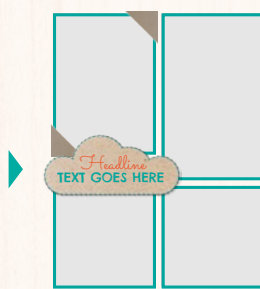
TEMPLATE# J9T4099



SNIPPET# J9S4598



SNIPPET# J9S4611

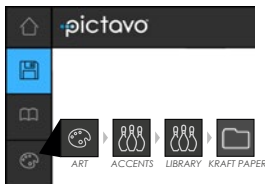


SNIPPET# J9S4627

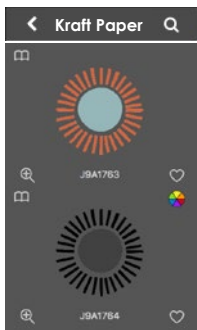


KRAFT PAPER

USING KRAFT PAPER ACCENTS




FROM ART, SELECT ACCENTS,
LIBRARY, KRAFT PAPER



INDICATES COLORABLE ART

To use colorable art, place the art on your page, select the wand in the effects palette and choose a color.



To use accents, select, drag and drop onto your page. You can add Accents to any page, even a spread you've already placed a template on.

WANT MORE VARIETY?

Search the **COLORFUL** and **HAND DRAWN** collections in Accents for additional finishing touches to your layout.




This is just the beginning! What you see on these pages is only a fraction of what Pictavo has in store for you.
Search **KRAFT PAPER** in the Pictavo art palette to see all of the artwork available.
Looking for the entire K8 Art Catalog? Search **CATALOG** in Pictavo Help (?) for a link to download the PDF.

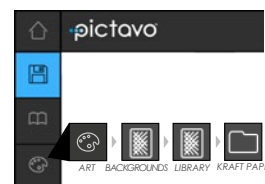
USING KRAFT PAPER BACKGROUNDS




J9B1687



J9B1700




FROM ART, SELECT BACKGROUNDS,
LIBRARY, KRAFT PAPER



J9B1707



J9B1697



J9B1684



J9B1688



J9B1694




J9B1701

Search the **BRIGHT BASICS** collection for seasonal and colorable backgrounds to complement any collection.



L6B3464



L6B1365



L6B1358

ARCADE

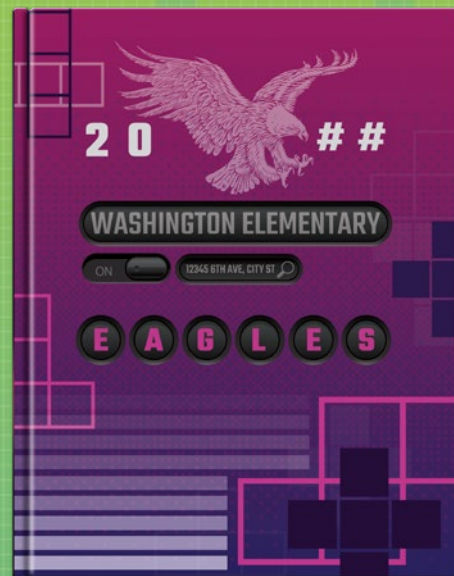
YOUR BOOK COULD LOOK LIKE THIS



STOCK COVER DESIGNS

Let our design team do the work for you! Choose one of the pre-designed ARCADE Stock Covers in Pictavo and just add your school name and year dates!

Additional color options available in Pictavo.



CUSTOM COVER DESIGNS

Feeling creative? Place your own background image or use a custom cover background. Add any other text, images or Snippets and you've created a custom cover without ever having to leave Pictavo!


This Custom Cover was created using:

Cover Background: E7C8139

Accents: E7A7836, E7A7839, E7A7840, E7A7847, E7A7848, E7A7879, E7A7904, E7A7912, E7A7917


*Custom covers may incur an additional cost. Contact your yearbook provider for details.

GET THE LOOK



Use the ARCADE starter page template (E7T0001) to save the collection's colors to your Saved Colors library. Set text defaults using collection fonts for a cohesive and consistent look.

ARCADE Colors:



ARCADE Fonts:

TEKO BOLD
TEKO LIGHT
Quicksand



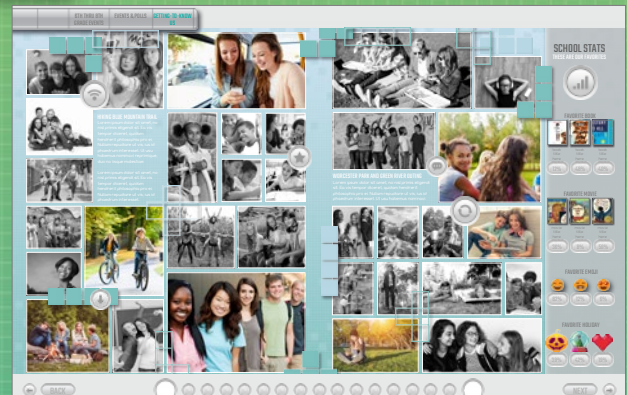
TEMPLATE# E718053

COORDINATED ART FROM START TO FINISH

Nothing says 'high score' like Pictavo's ARCADE collection. Old-school, pixel-style graphic elements and smooth, modern interface designs are a perfect blend in this technology inspired art set!



TEMPLATE# E718044



TEMPLATE# E718054

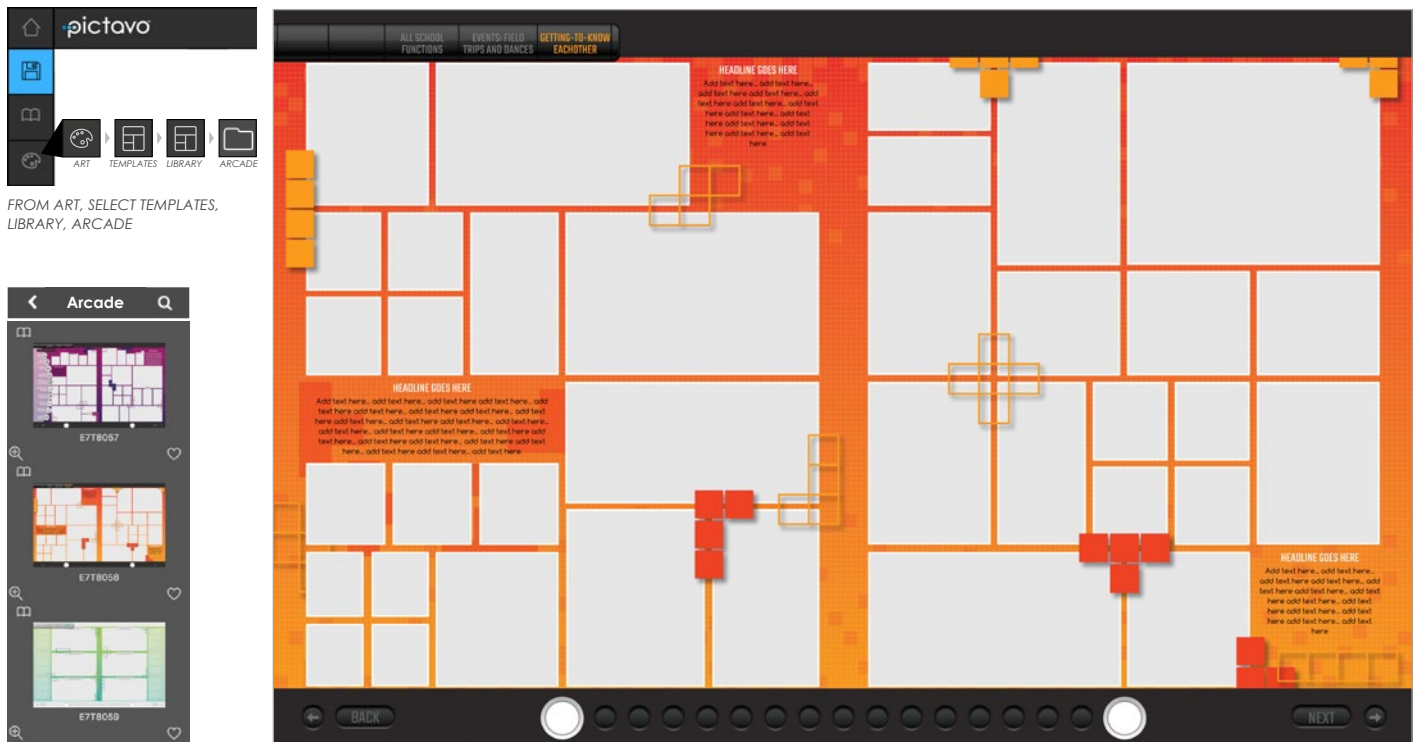


TEMPLATE# E718048



TEMPLATE# E718063


USING ARCADE TEMPLATES



Use the templates as-is or as a starting point for your perfect layout. Select a template—drag it directly from the Library and drop it onto your page. Once a template is on the page, drag images into photo boxes and customize text.

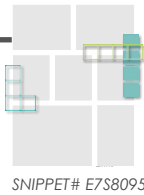
GET CREATIVE

Snippets are easily customized by adjusting colors, fonts and moving/swapping accents.

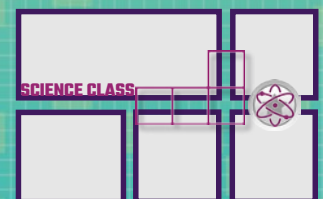
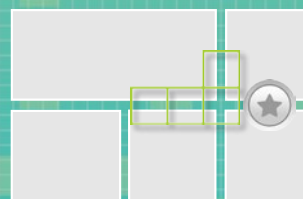
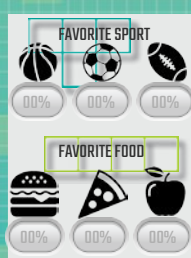
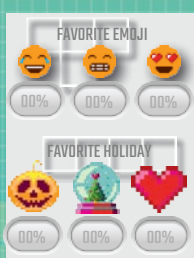


Pictavo Art Collections were created with you in mind! Love this look? Search ARCADE to find templates and Snippets designed to make laying out and customizing coordinating pages effortless.

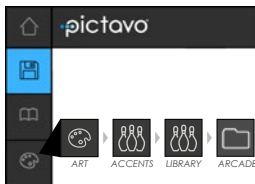
USING ARCADE SNIPPETS



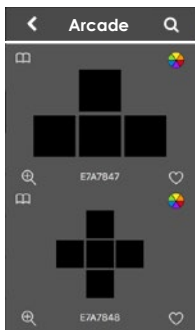
FROM ART, SELECT SNIPPETS,
LIBRARY, ARCADE



USING ARCADE ACCENTS



FROM ART, SELECT ACCENTS,
LIBRARY, ARCADE



 INDICATES COLORABLE ART

To use colorable art, place the art on your page, select the wand in the effects palette and choose a color.



E7A7854




E7A7863




E7A7866



E7A7879



E7A7892



E7A7895



E7A7851



E7A7907



E7A7914



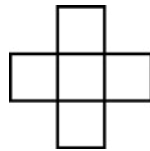
E7A7920



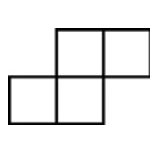
E7A7919



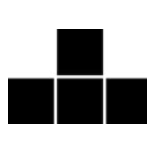
E7A7906



E7A7838



E7A7836



E7A7847



E7A7849



E7A7923



E7A7928



E7A7931



E7A7955



E7A8007



E7A7948



E7A7977



E7A7987

To use accents, select, drag and drop onto your page. You can add Accents to any page, even a spread you've already placed a template on.

WANT MORE VARIETY?

Search the **ICONIC** collections in Accents for additional finishing touches to your layout.



N8A6768



N8A6730



N8A6712



N8A6751



N8A6774



N8A6801




N8A6799



N8A6806



N8A6817



N8A6823



N8A6836



N8A6819



N8A6725



N8A6724



N8A6851



N8A6821



N8A6858



N8A6857



N8A6856



N8A6747



N8A6846



N8A6824

This is just the beginning! What you see on these pages is only a fraction of what Pictavo has in store for you.
Search ARCADE in the Pictavo art palette to see all of the artwork available.
Looking for the entire K8 Art Catalog? Search CATALOG in Pictavo Help (?) for a link to download the PDF.

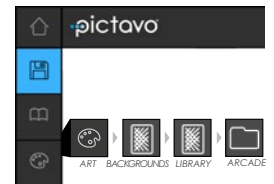
USING ARCADE BACKGROUNDS



E7B8032



E7B8036



FROM ART, SELECT BACKGROUNDS,
LIBRARY, ARCADE



E7B8028




E7B8029



E7B8037



E7B8033

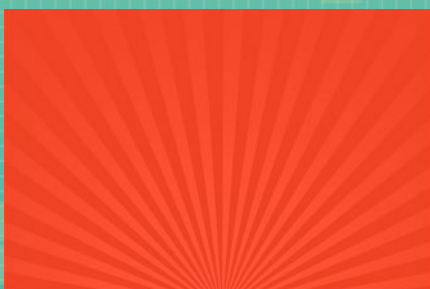


E7B8040



E7B8042

Search the BRIGHT BASICS collection for seasonal and colorable backgrounds to complement any collection.



L6B1350



L6B3470



L6B5896

HOMEROOM

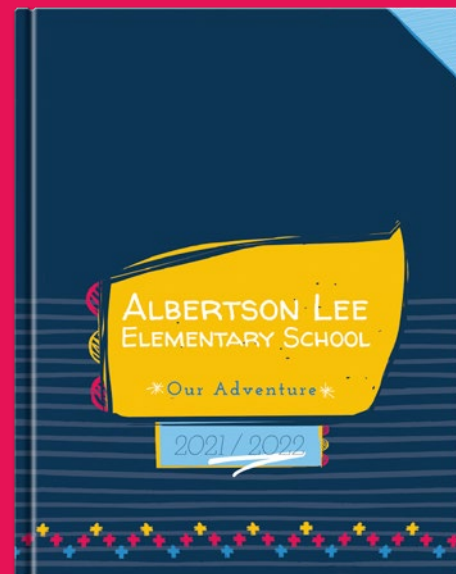
YOUR BOOK COULD LOOK LIKE THIS



STOCK COVER DESIGNS

Let our design team do the work for you! Choose one of the pre-designed HOMEROOM Stock Covers in Pictavo and just add your school name and year dates!

Additional color options available in Pictavo.



CUSTOM COVER DESIGNS

Feeling creative? Place your own background image or use a custom cover background. Add any other text, images or Snippets and you've created a custom cover without ever having to leave Pictavo!

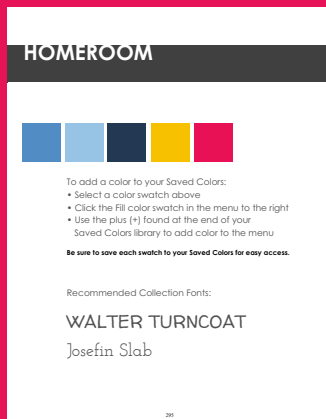
This Custom Cover was created using:

Cover Background: F7C6698

Accents: F7A6567, F7A6579, F7A6626, F7A6603, F7A6556, F7A6509, F7A6557

**Custom covers may incur an additional cost. Contact your yearbook provider for details.*

GET THE LOOK



Use the HOMEROOM starter page template (F7T0001) to save the collection's colors to your Saved Colors library. Set text defaults using collection fonts for a cohesive and consistent look.

HOMEROOM Colors:



HOMEROOM Fonts:

WALTER TURNCOAT
Josefin Slab



TEMPLATE# F717236

COORDINATED ART FROM START TO FINISH

Fill your pages with the vibrant color combinations of HOMEROOM or make it your own with colorable art—the opportunities are endless!



TEMPLATE# F717230



TEMPLATE# F717237




TEMPLATE# F717231



TEMPLATE# F717240

HOMEROOM

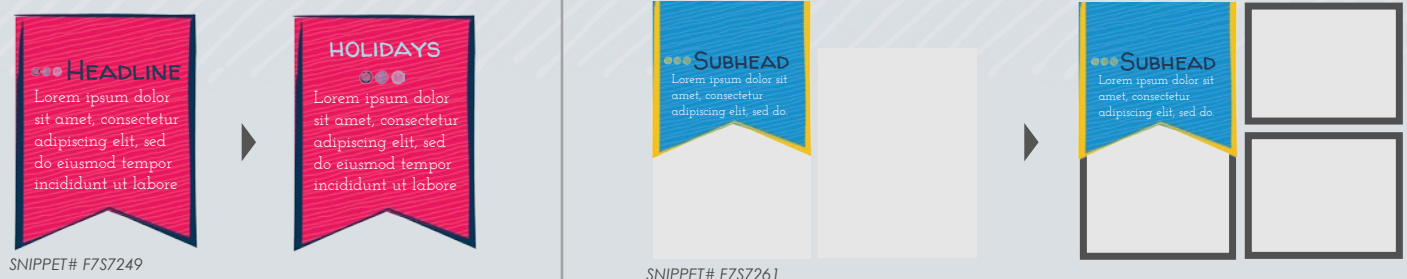
USING HOMEROOM TEMPLATES



Use the templates as-is or as a starting point for your perfect layout. Select a template—drag it directly from the Library and drop it onto your page. Once a template is on the page, drag images into photo boxes and customize text.

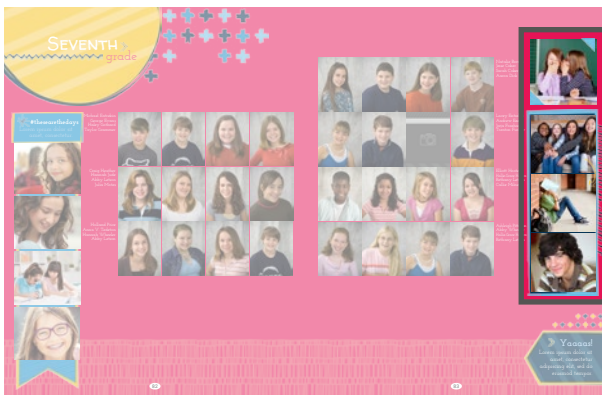
GET CREATIVE

Snippets are easily customized by adjusting colors, fonts and moving/swapping accents.



Pictavo Art Collections were created with you in mind! Love this look? Search HOMEROOM to find templates and Snippets designed to make laying out and customizing coordinating pages effortless.

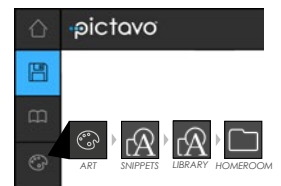
USING HOMEROOM SNIPPETS



TEMPLATE# F717233



SNIPPET# F7S7251



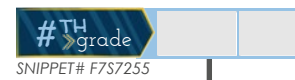
FROM ART, SELECT SNIPPETS,
LIBRARY, HOMEROOM



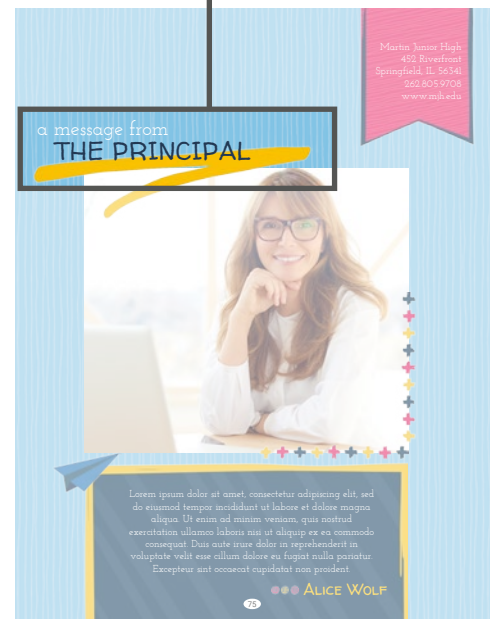
TEMPLATE# F717232




SNIPPET# F7S7254



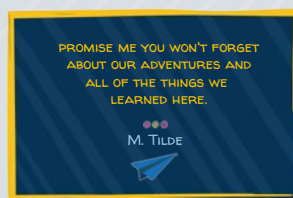
SNIPPET# F7S7255



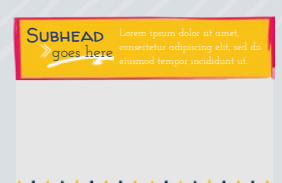
TEMPLATE# F717229



SNIPPET# F7S7248

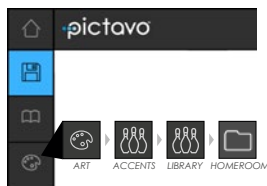


SNIPPET# F7S7260

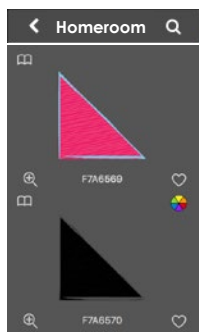


HOMEROOM

USING HOMEROOM ACCENTS




FROM ART, SELECT ACCENTS,
LIBRARY, HOMEROOM



INDICATES COLORABLE ART

To use colorable art, place the art on your page, select the wand in the effects palette and choose a color.



To use accents, select, drag and drop onto your page. You can add Accents to any page, even a spread you've already placed a template on.


WANT MORE VARIETY?

Search the COLORFUL collection in Accents for additional finishing touches to your layout.



This is just the beginning! What you see on these pages is only a fraction of what Pictavo has in store for you.
 Search HOMEROOM in the Pictavo art palette to see all of the artwork available.
 Looking for the entire K8 Art Catalog? Search CATALOG in Pictavo Help (?) for a link to download the PDF.

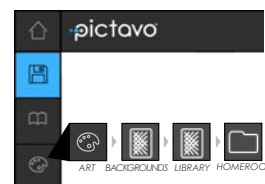
USING HOMEROOM BACKGROUNDS



F7B6630



F7B6639



FROM ART, SELECT BACKGROUNDS,
LIBRARY, HOMEROOM



F7B6644



F7B6650



F7B6638



F7B6673




F7B6657




F7B6666

Search the **BRIGHT BASICS** collection for seasonal and colorable backgrounds to complement any collection.



L6B1337



L6B1341



L6B1367

WATERCOLOR

YOUR BOOK COULD LOOK LIKE THIS



STOCK COVER DESIGNS

Let our design team do the work for you! Choose one of the pre-designed WATERCOLOR Stock Covers in Pictavo and just add your school name and year dates!

Additional color options available in Pictavo.



CUSTOM COVER DESIGNS

Feeling creative? Place your own background image or use a custom cover background. Add any other text, images or Snippets and you've created a custom cover without ever having to leave Pictavo!

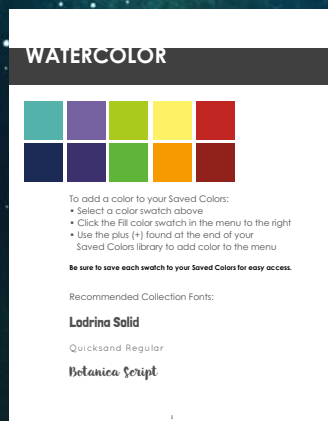
This Custom Cover was created using:

Cover Background: F3C6203

Accents: F3A6120, F3A6117, F3A6122, F3A6154, F3A6146, F3A6159, F3A6130,

*Custom covers may incur an additional cost.
Contact your yearbook provider for details.

GET THE LOOK



Use the WATERCOLOR starter page template (F3T0001) to save the collection's colors to your Saved Colors library. Set text defaults using collection fonts for a cohesive and consistent look.

WATERCOLOR Colors:



WATERCOLOR Fonts:

Londrina Solid
Quicksand Regular
Botanica Script



TEMPLATE# F3T6214

COORDINATED ART FROM START TO FINISH

Get artsy with WATERCOLOR, the art collection full of textures, brush strokes and blended pigments that will spark your creativity!



TEMPLATE# F3T6206



TEMPLATE# F3T6213



TEMPLATE# F3T6209


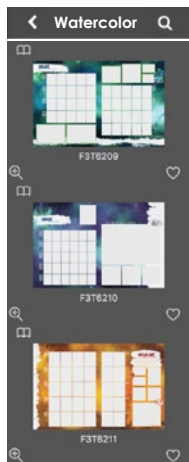


TEMPLATE# F3T6210

USING WATERCOLOR TEMPLATES



FROM ART, SELECT TEMPLATES,
LIBRARY, WATERCOLOR



Use the templates as-is or as a starting point for your perfect layout. Select a template—drag it directly from the Library and drop it onto your page. Once a template is on the page, drag images into photo boxes and customize text.

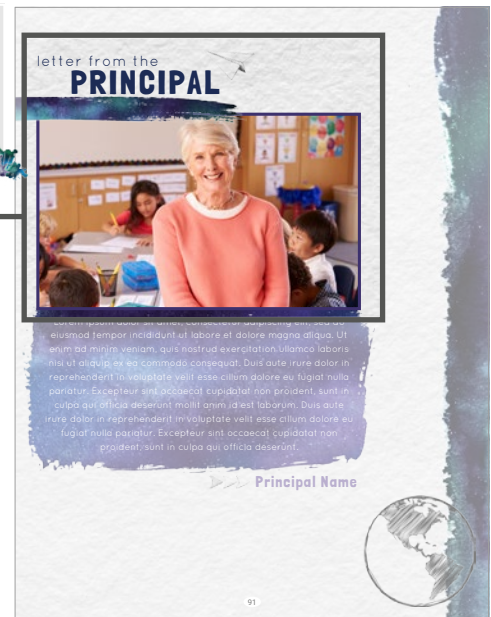
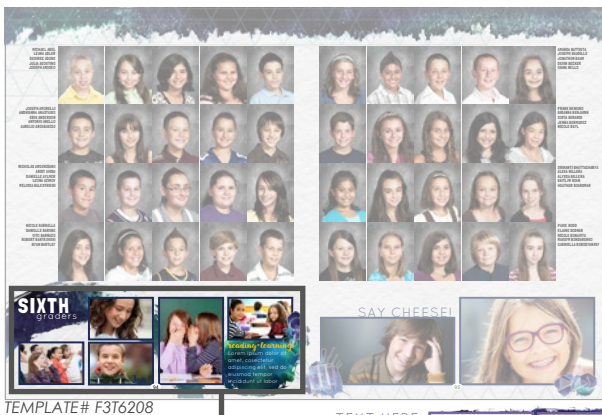
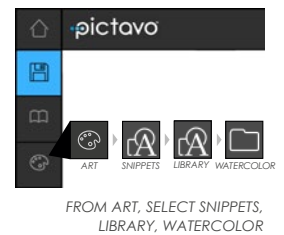
GET CREATIVE

Snippets are easily customized by adjusting colors, fonts and moving/swapping accents.

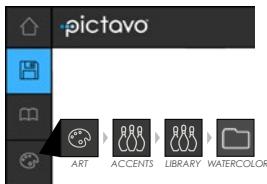


Pictavo Art Collections were created with you in mind! Love this look? Search WATERCOLOR to find templates and Snippets designed to make laying out and customizing coordinating pages effortless.

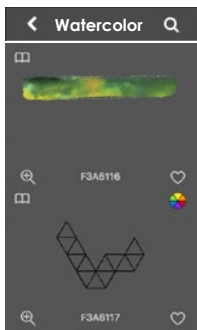
USING WATERCOLOR SNIPPETS



USING WATERCOLOR ACCENTS




FROM ART, SELECT ACCENTS,
LIBRARY, WATERCOLOR



INDICATES COLORABLE ART

To use colorable art, place the art on your page, select the wand in the effects palette and choose a color.



To use accents, select, drag and drop onto your page. You can add Accents to any page, even a spread you've already placed a template on.


WANT MORE VARIETY?

Search the **SKETCHED** set in Accents for additional finishing touches to your layout.




This is just the beginning! What you see on these pages is only a fraction of what Pictavo has in store for you.
 Search WATERCOLOR in the Pictavo art palette to see all of the artwork available.
 Looking for the entire K8 Art Catalog? Search CATALOG in Pictavo Help (?) for a link to download the PDF.

USING WATERCOLOR BACKGROUNDS



F3B6160




F3B6167




FROM ART, SELECT BACKGROUNDS,
LIBRARY, WATERCOLOR




F3B6164



F3B6185




F3B6174



F3B6179



F3B6172



F3B6193

Search the **BRIGHT BASICS** collection for seasonal and colorable backgrounds to complement any collection.



L6B1353



L6B1361



L6B1358

HIGH SCHOOL COLLECTIONS

ENVISION



TEMPLATE# B8T9002



TEMPLATE# B8T9007



TEMPLATE# B8T9014

FOCUS



TEMPLATE# C3T3887



TEMPLATE# C3T3898



TEMPLATE# C3T3889

NOTEWORTHY NEW COLLECTION!



TEMPLATE# D9T11459



TEMPLATE# D9T11455

Find these and more high collections in Pictavo.

MIXTAPE



TEMPLATE# B9T9176



TEMPLATE# B9T9177

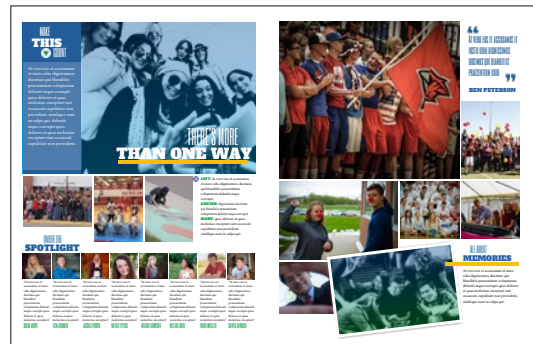


TEMPLATE# B9T9182

FILTERED



TEMPLATE# D5T3966



TEMPLATE# D5T3968



TEMPLATE# D5T3979




TEMPLATE# D9I1464




TEMPLATE# D9I1467

COMPLEMENTARY ART

EXTRACURRICULAR BACKGROUND COLLECTION




L4B7387




L4B7386



L4B7364



L4B7365



L4B7366



L4B7367



L4B7407




L4B7406




L4B7359




L4B7360




L4B7379



L4B7378



L4B7374



L4B7375



L4B7371



L4B7372

Every school has a unique blend of sports, clubs, arts and events; create the layouts you need with complete creative freedom using the single-page background options available in Extracurricular!



L4B7381




L4B7380



L4B7397




L4B7396




L4B7376



L4B7377



L4B7405



L4B7404




L4B7395




L4B7394




L4B7389



L4B7388



L4B7401



L4B7400



L4B7391



L4B7390

COMPLEMENTARY ART

BRIGHT BASICS BACKGROUND COLLECTION




L6B1281




L6B1336



L6B1339




L6B1297




L6B1314



L6B1292



L6B3460



L6B3446

Discover old and new favorites in the Bright Basics backgrounds collection. Choose from colorful patterned and themed backgrounds, or customize colorable options to fit your page.



L6B1304



L6B1288



L6B1294



L6B1307



L6B1322



L6B1302



L6B1353

COLORABLE ART

Create the right look for your layout with colorable backgrounds using the suggested color palettes for each collection.


COMPLEMENTARY ART

COLORFUL
ACCENTS COLLECTION

P7A9688



P7A9707



P7A9712



P7A9717



P7A0218



P7A0017



P7A0062



P7A0235



P7A0083



P7A0123



P7A0332



P7A0152



P7A0536



P7A0386



P7A0458

HAND DRAWN
ACCENTS COLLECTION

Q2A0631



Q2A0691



Q2A0761



Q2A1021



Q2A0600



Q2A0617



Q2A1094



Q2A0847



Q2A0757



Q2A0901



Q2A0857



Q2A0917



Q2A0639



Q2A0998



Q2A0996

COLORABLE ART



P7A0558



P7A0470



P7A0528



Q2A0656



Q2A0956



Q2A0739



Just when you thought you'd seen it all...here are four more libraries of accents that complement our exclusive art collections! Our *Colorful* accents provide a full color complement to your layouts while the *Hand Drawn*, *Sketched* and *Iconic* accents add colorable art where you need it.

ICONIC ACCENTS COLLECTION



N8A6746



N8A6724



N8A6709



N8A6715



N8A6764



N8A6741



N8A6726



N8A6758



N8A6701



N8A6798



N8A6819



N8A6845



N8A6926



N8A6768



N8A6887

SKETCHED ACCENTS COLLECTION



P1A7057



P1A7051



P1A7054



P1A7063



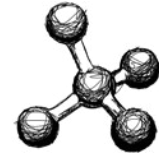
P1A7067



P1A7070



P1A7079



P1A7066



P1A7060



P1A7092



P1A7089



P1A7091



P1A7088



P1A7080



P1A7086



N8A6706



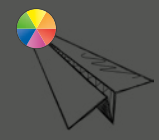
N8A6782



N8A6712



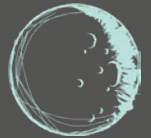
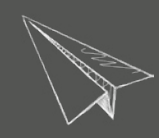
P1A7074



P1A7072



P1A7081



INSPIRING EXAMPLES


MODERN ICON ACCENTS COLLECTION

Templates become completely customizable once dropped onto a page. Swap out accents and adjust photo boxes to turn every layout into a work of art unique to your school!



A LOOK ALL THEIR OWN WITH A SPRINKLE OF HELP

Got a specific look in mind but can't find it in Pictavo? Load your own custom art and use Pictavo's Accents to complete your vision!



It's great to see Art Collections in action. Take a look at how Pictavo users have used Collections as-is, customized to their needs or in combination with other art for a look that's one-of-a-kind!

KRAFT PAPER WITH A TWIST

Start with an Art Collection and then work in just the right amount of complementary art. Gold star for creativity!



SCRAPBOOK PAGES PACKED WITH MEMORIES

More photos? Less photos? Bigger? Smaller? Whatever you dream, you can do with the creative freedom of Pictavo's industry-leading art and template libraries!



CURRENT EVENTS

Current Events are available as full-page backgrounds or as single-story accent pieces in your Pictavo art library. Use as many or as few stories as you'd like, depending on what's of interest for your school.

To use full page Current Events, just drag and drop pre-designed layouts onto any page of your book.

Remember, books are priced based on total page count. Updated Current Events will be available in February each year.




THREE IN A ROW
Taylor Swift earned Artist of the Year at the American Music Awards for the third consecutive year, bringing her total to six wins.



BAE'S FILM
Beyoncé wrote and directed a musical movie entitled *Black Is King* about a young monarch cast out into the world as an infant who grows up and returns to reclaim his rightful throne.

Single-story Current Events are also available. Search 'Current Events' in the Art menu, select 'Accents' to see stories available.



TOP VIRTUAL TOURS

- The Louvre
- San Diego Zoo
- Disney World
- Great Wall of China
- Guggenheim Museum



MOST VIEWED YOUTUBE VIDEOS

- Baby Shark Dance - Phonk King's Songs & Stories
- Cocomo - Loud Family featuring Daddy Yankee
- Queen of Peace - 1000000

